


Ageing in the *Right* Place: Supporting Older Canadians to Live Where They Want



National Institute on Ageing

Suggested Citation:

National Institute on Ageing (2022).
Ageing in the Right Place: Supporting
Older Canadians to Live Where They Want.
Toronto, ON: National Institute on Ageing,
Toronto Metropolitan University.

ISBN: 978-1-77417-048-9

© National Institute on Ageing, Toronto
Metropolitan University

Mailing Address:

National Institute on Ageing
Ted Rogers School of Management
250 Victoria St.
Toronto, Ontario
M5B 2K3
Canada

About the National Institute on Ageing

The National Institute on Ageing (NIA) is a public policy and research centre based at Toronto Metropolitan University (formerly Ryerson University). The NIA is dedicated to enhancing successful ageing across the life course. It is unique in its mandate to consider ageing issues from a broad range of perspectives, including those of financial, psychological, and social well-being.

The NIA is focused on leading cross-disciplinary, evidence-based, and actionable research to provide a blueprint for better public policy and practices needed to address the multiple challenges and opportunities presented by Canada's ageing population.

The NIA is committed to providing national leadership and public education to productively and collaboratively work with all levels of government, private and public sector partners, academic institutions, ageing related organizations, and Canadians.



Authors

Natalie Iciaszczyk, MA, JD

Policy Analyst
National Institute on Ageing,
Toronto Metropolitan University
Toronto, Ontario

Arushan Arulnamby, MPH

Policy Analyst
National Institute on Ageing,
Toronto Metropolitan University
Toronto, Ontario

Madison Brydges, MA, PhD

Health Policy Researcher
National Institute on Ageing,
Toronto Metropolitan University
Toronto, Ontario

Max Marshall

Junior Research Fellow
National Institute on Ageing,
Toronto Metropolitan University
Toronto, Ontario

Siu Mee Cheng, PhD, MHSc

Junior Research Fellow
National Institute on Ageing,
Toronto Metropolitan University
Toronto, Ontario

Cameron Feil, MSc

Research Coordinator
National Institute on Ageing,
Toronto Metropolitan University
Toronto, Ontario

Samir Sinha, MD, DPhil, FRCPC, AGSF

Director of Health Policy Research,
National Institute on Ageing, Toronto
Metropolitan University; Director of
Geriatrics, Sinai Health System and
University Health Network; Professor
of Medicine, Family and Community
Medicine, Health Policy, Management
and Evaluation, University of Toronto

Research Support

Ramez Fazelyar

Junior Research Fellow
National Institute on Ageing,
Toronto Metropolitan University
Toronto, Ontario

Reviewer

Bonnie-Jeanne MacDonald, PhD FSA FCIA

Director of Financial Security Research
National Institute on Ageing,
Toronto Metropolitan University
Toronto, Ontario

Table of Contents

List of Acronyms	6
Executive Summary	7
Background and Context	10
How Many Older Canadians are Currently Receiving LTC Services?	16
Defining Ageing in the <i>Right Place</i>	18
What are the Main Factors Currently Driving LTC and Retirement Home Admissions in Canada?	20
The NIA’s Four Essential Pillars Supporting Ageing in the <i>Right Place</i>	22
Rapid Review of Ageing in the <i>Right Place</i> Services and Programs Across Canada	59
10 Policy Recommendations to Support and Enable Ageing in the <i>Right Place</i> Across Canada	81
Conclusion	95
Appendix – Factors that Lead to Long-Term Care Admissions Among Older Canadians	96
References	103

List of Acronyms

- Activities of Daily Living (ADLs)
- Ageing in the *Right Place* (AIRP)
- Canada Pension Plan (CPP)
- Canadian Community Health Survey (CCHS)
- Canadian Institute for Health Information (CIHI)
- Canada Mortgage and Housing Corporation (CMHC)
- Cardiovascular Disease (CVD)
- Chronic Disease Prevention and Management (CDPM)
- Chronic Obstructive Pulmonary Disease (COPD)
- Emergency Department (ED)
- Gross Domestic Product (GDP)
- Home-Based Primary Care (HBPC)
- Long-Term Care (LTC)
- National Institute on Ageing (NIA)
- Naturally Occurring Retirement Communities (NORCs)
- New Horizons for Seniors Program (NHSP)
- Odds Ratios (OR)
- Organization for Economic Co-operation and Development (OECD)
- Parliamentary Budget Office (PBO)
- Personal Emergency Response Systems (PERS)
- Public Health Agency of Canada (PHAC)
- Quebec Pension Plan (QPP)
- Total Health Expenditure (THE)
- Variable Payout Life Annuities (VLPAs)
- World Health Organization (WHO)

*Does not include acronyms of programs from the rapid review

Executive Summary

Canada is currently undergoing its most significant demographic transition. Canadians aged 65 years and older now represent its fastest growing demographic group, and by 2031, when the oldest baby boomers begin turning 85, nearly a quarter of Canadians will be aged 65 years and older. Supporting an older population requires the right combination of health and social services to meet the unique and complex care needs of older adults.

Canada's health care and support systems, however, have not kept pace with its rapidly ageing population. Currently, Canadians aged 65 years and older comprise about one-fifth (19 per cent) of the population,¹ but already account for almost half (47 per cent) of all health care spending.² One large driver of these public health care costs is the provision of long-term care (LTC) services — through both publicly funded LTC homes and home care in private dwellings — for which demand will only continue to grow in the coming years. Yet Canada's provinces and territories are already struggling to meet the needs of their older populations.

Canada spends a significantly larger share of its LTC expenditures on institutional care in LTC homes compared to home and community-based care, despite the latter being overwhelmingly preferred by Canadians. Moreover, not all adults with complex care needs require care in LTC homes, with estimates suggesting that between 11 and 30 per cent of Canadians admitted to LTC homes could have potentially remained at home and in their communities if adequate home care and

community supports were available.^{3, 4} Prioritizing institutionalized care despite the higher costs makes Canada's current LTC systems both inefficient and unsustainable. Governments need better, more cost-effective solutions to meet the LTC needs of their ageing populations.

Supporting older adults to age in their own homes and/or communities for as long as possible, commonly referred to as "ageing in place," can help Canada's already-strained LTC systems. Yet doing so effectively also requires responsive systems and services that can enable what the National Institute on Ageing (NIA) calls "Ageing in the **Right Place**." Recognizing the growing importance of supporting older Canadians' ability to age successfully while remaining engaged members of their communities, this report aims to present a practical definition and framework to understand what ageing in the *right* place (AIRP) is and what is required to make it work. It also highlights existing best practices and opportunities that can reduce unnecessary LTC home admissions and better support the implementation of successful AIRP policies and programs across Canada and beyond.

The NIA defines Ageing in the **Right Place** (AIRP) as **“the process of enabling healthy ageing in the most appropriate setting based on an older person’s personal preferences, circumstances and care needs.”**

Based on this definition, the NIA has further identified four pillars that are fundamental to enabling AIRP:

1. *Promoting Preventive Health and Better Chronic Disease Management*
2. *Strengthening Home and Community-Based Care and Supports for Unpaid Caregivers*
3. *Developing More Accessible and Safer Living Environments*
4. *Improving Social Connections to Reduce Loneliness and Social Isolation*

These distinct yet interconnected pillars represent the NIA’s comprehensive framework of factors that are essential to better supporting older adults to remain in their own homes and communities for as long as they wish. This framework can be used to support AIRP policies and practices at the individual, local, regional, and federal levels, while recognizing that AIRP policies and practices exist in an evolving context of varied social, economic, political and environmental factors. For each of the four pillars, the NIA has examined the evidence to show how and why it is critical to supporting AIRP and reducing unnecessary LTC home admissions, and the specific initiatives that can help better achieve the intended goals of each pillar.

The NIA has also conducted a supporting rapid review to identify the availability of current policies and programs focused on supporting AIRP across Canada related to each of the four pillars. This rapid

review provides an overview of how well Canada’s federal, provincial and territorial governments are enabling AIRP. Numerous programs were identified across all four of the AIRP pillars, with many services identified as being either available to older adults or designed specifically to support them. Alberta, British Columbia and Ontario were the most well-represented jurisdictions, with multiple programs aligning with each of the four AIRP pillars. However, there were fewer services available in the territories, especially in Nunavut. A common trend that emerged during the review was the limited availability of programs based on location, with many being offered only in certain regions of Canada’s provinces and territories.

Finally, the NIA has developed 10 evidence-informed policy recommendations to provide policy- and decision-makers with pragmatic solutions to better address the gaps identified through our review and more effectively support AIRP policies and practices across Canada:

1. Provide adequate and sustainable LTC funding
2. Adopt a deliberate public policy response that shifts more LTC resources from the provision of institutional care to home care and community-support services and ensures that only individuals requiring care in LTC homes are admitted to them
3. Implement care models and policies that enable more older Canadians to live at home and in their communities with greater independence
4. Establish community-care navigator roles to ensure that LTC recipients receive timely, appropriate care and have opportunities to remain engaged in their communities

5. Enable local governments and stakeholders to provide more inclusive, accessible and safe housing options
6. Support greater investments in more accessible and flexible transportation options
7. Integrate screening and solutions for social isolation and loneliness into the delivery of health care, home care and community-support services
8. Implement more focused and co-ordinated efforts to promote falls awareness and implement evidence-based, effective and accessible fall-prevention strategies
9. Improve financial and non-financial supports for unpaid caregivers
10. Continue to support research on factors that can enable AIRP, as well as potential interventions to support the development of evidence-based policies and practices



Background and Context

Canada is currently undergoing an unprecedented demographic transition as Canadians aged 65 years and older now represent its fastest-growing demographic group. Two principal factors — significant advances in medicine that are allowing people to live longer, healthier lives, and declining birth rates — are fuelling the rapid ageing of Canada’s population.

Between 1920 and 2020, life expectancy in Canada increased from 60 to 82 years of age, and is now one of the world’s highest.⁵ Furthermore, Canada’s “baby boom” generation, the large cohort of individuals born after World War II, began reaching 65 years of age in 2011 and 75 in 2021.⁶ By 2031, when baby boomers begin turning 85, nearly a quarter of Canadians will be aged 65 years and older. As a result, the age structure of Canada’s population is rapidly changing. In 2015, Canadians aged 65 and older began to outnumber children aged 15 and younger for the first time; they will continue to do so for the foreseeable future. Moreover, the number of Canadians aged 85 and older is expected to more than triple over the next 30 years.⁷

Canada’s current health and social infrastructure and support systems are ill-equipped to handle its rapidly ageing population. When the country established its universal health care system, known as “Medicare,” in 1966, the median age of Canadians was 25.5, and most Canadians did not live beyond their late 60s or early 70s.⁸ The system was designed with a focus on treating acute illnesses and ensuring all Canadians had universal access to primary care and hospital care. Similarly, the Canada

Health Act, implemented in 1984, did not actively address the universal provision of long-term care, pharmacare or dental care, as other countries providing universal health care coverage were already doing for their rapidly ageing populations.

Today, Canada’s population looks markedly different than it did in 1966, yet its health care and support systems have not kept pace with the evolving needs of its ageing population.

In other words, while Canada’s population has changed, its systems haven’t. As they age, older adults are more likely to experience declining physical and cognitive health, leading to a greater demand for health and social services. In addition to requiring more care in general, older adults require different types of care and services than younger people. Older adults are more likely to be living with multiple chronic diseases or disabilities and complex care needs, requiring a more flexible and responsive system offering care, services and supports across the continuum of care. Building capacity to meet the demands of a growing population of older adults will thus not only require expanding LTC services, but also transforming the way that care is provided.

Key Terms

Long-Term Care (LTC): The NIA defines long-term care as a range of preventive and responsive care and supports, primarily for older adults, that may include assistance with activities of daily living (ADLs) and instrumental activities of daily living (iADLs), provided by either not-for-profit or for-profit providers, or unpaid caregivers in settings that are not location-specific. LTC services can be provided in designated buildings designed for that purpose (including nursing homes, retirement homes, assisted living facilities and supportive housing) or in home and community-based settings.

Activities of Daily Living (ADLs): The World Health Organization (WHO) defines these as “the basic activities necessary for daily life, such as bathing or showering, dressing, eating, getting in or out of bed or chairs, using the toilet, and getting around inside the home.”⁹

Instrumental Activities of Daily Living (iADLs): The WHO defines these as “activities that facilitate independent living, such as using the telephone, taking medications, managing money, shopping for groceries, preparing meals and using a map.”¹⁰

Home Care and Community-Support Services: This term refers to care that is provided in home-based settings rather than in a hospital or a LTC home, and which allows individuals to remain independent in the community.¹¹ Home care can be grouped into two types: home care services and homesupport services. The former principally focuses on the provision of health care services by trained professionals, whereas homesupport services focus on facilitating ADLs and include non-medical services (e.g. personal care).¹² Home care may be supplemented with community-based support services (e.g. adult day programs) to help older adults engage with their social and physical environments.¹³

The increasing demand for health and social services, including LTC, is also increasingly threatening the fiscal capacity of Canada’s health- and social-care systems.

Canadians aged 65 years and older comprise nearly one-fifth (19 per cent) of its total population,¹⁴ but already account for almost half (47 per cent) of its health care spending.¹⁵

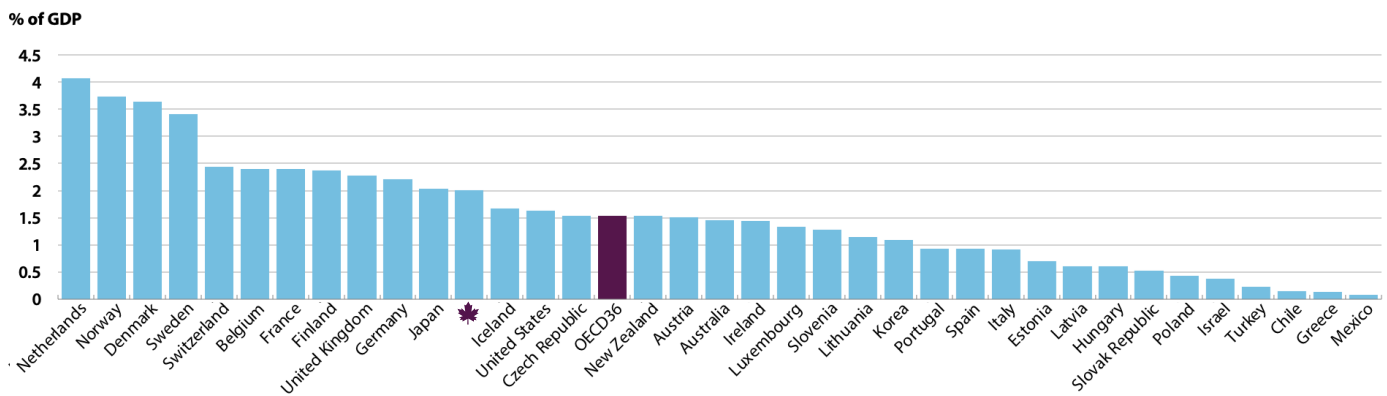
While the average Canadian aged 64 years and younger costs the public health care systems \$2,700 per year, the average Canadian aged 65 years and older costs them \$12,000 per year.¹⁶ A large and growing proportion of public health care spending for older Canadians goes toward LTC services, including both publicly funded LTC homes and home care in private dwellings. The National Institute on Ageing (NIA) estimated that in 2019, \$22 billion was spent on publicly funded LTC services across Canada, including both home care and LTC homes. This figure is expected to triple over the next 30 years,

increasing to an estimated \$71 billion by 2050. Furthermore, demand for home and community-based care is expected to increase by 120 per cent over the same period.¹⁷

While government spending on LTC is increasing across Canada, it still falls below that of other Organization for Economic Co-operation and

Development (OECD) countries. While Canada spent two per cent of its gross domestic product (GDP) on LTC services in 2019, almost 25 per cent above the OECD average, it still trailed 11 other countries such as Denmark, Germany and Japan — and spent half as much of its GDP on LTC services as the Netherlands (**Figure 1**).¹⁸

Figure 1. Total LTC Spending as a Share of GDP, 2019 (or Nearest Year) Across OECD Countries



Source: OECD. (2021). *Health at a Glance 2021: OECD indicators*. OECD iLibrary. Retrieved August 1, 2022, from: https://www.oecd-ilibrary.org/social-issues-migration-health/health-at-a-glance-2021_ae3016b9-en

Canada’s LTC expenditures accounted for 18.5 per cent of its total health expenditures in 2019, which was relatively low compared to other OECD countries such as Norway (29.5 per cent), the Netherlands (28 per cent), Sweden (26.3 per cent), Denmark (24.9 per cent) and Belgium (22.5 per cent).¹⁹

In the 2021 federal budget, Canada’s government announced its intention to both improve the provision of LTC and support more ageing-in-place initiatives. The government pledged \$90 million over three years for a new Age Well at Home initiative that would assist community-based

organizations in providing support to older persons. The government also announced \$3 billion in funding over five years to improve the delivery of care in Canadian LTC homes by developing and implementing new national LTC standards. During the subsequent 2021 election, the re-elected Liberal Party expanded its \$3 billion commitment to \$9 billion, including \$1.7 billion over five years to raise wages for personal support workers and \$500 million to train up to 50,000 new personal support workers. It also pledged to create a committee to offer recommendations for establishing a new Aging at Home Benefit.

On October 6, 2022, the Ministers of Seniors and Health announced that the National Seniors Council will serve as an expert panel to provide recommendations for establishing the Aging at Home Benefit.²⁰

Traditionally, Canada's spending on LTC has been more heavily weighted toward institutional care than the home and community-based care that is both less expensive and overwhelmingly preferred by Canadians.

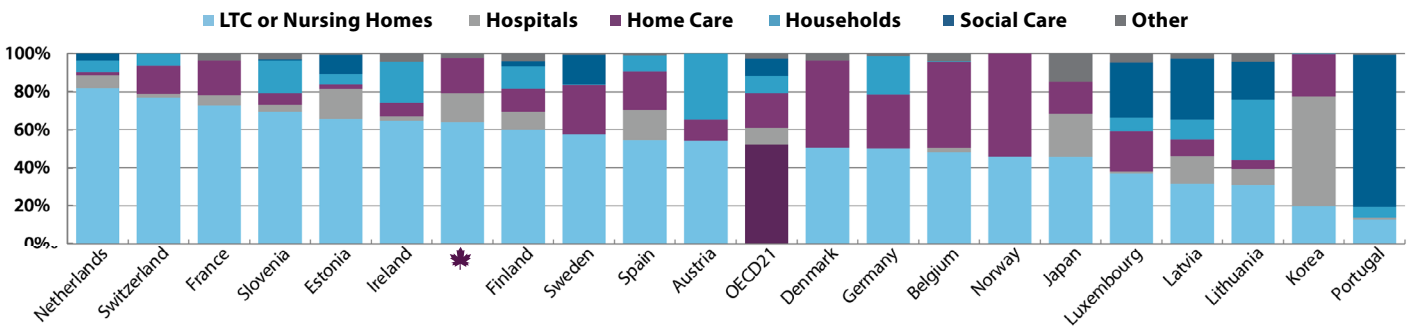
The OECD's most recent available estimates reveal that in 2019, 64 per cent of Canada's LTC expenditures was allocated to institutional care in nursing or LTC homes (compared to an OECD average of 52 per cent); 15 per cent on providing this care in hospitals (OECD average: 9 per cent) and 18 per cent on providing home and community-based care (OECD average: 36 per cent) (**Figure 2**).²¹ This is an improvement since 2017, when the OECD reported that only 13 per cent of Canada's LTC expenditures were allocated to home and community-based care and 87 per cent to institutional care.²² Regardless, several OECD countries spend a much higher proportion of their LTC expenditures on home and community-based care, including Norway, Sweden, Denmark, Belgium and Germany (**Figure 2**). For example, Germany and Denmark each allocated 50 per cent of their 2019 LTC expenditures on home and community-based care.

In Denmark, the shift to spending more on home and community-based care began more than 30 years ago, when it was facing demographic and fiscal challenges similar to Canada's.^{22,24} The country focused on providing more home-based LTC services,

along with developing more supportive housing units and assisted living supports that have allowed more people to age in their own homes and communities for longer.²⁵ Within 10 years of implementing this approach, Denmark achieved a 12 per cent overall reduction in its LTC spending for adults aged 80 years and older.²⁶ The country was further able to reduce the demand for care in LTC homes, while maintaining its level of health care spending at reasonable levels.²⁷ Most remarkably, Denmark closed thousands of hospital beds and avoided the development of any new LTC homes for close to 20 years.²⁸

The 2020-21 figures from the Canadian Institute of Health Information (CIHI) National Health Expenditure Database show that Canada now spends 33 per cent of its total LTC budgets on home and community-based care options, and 67 per cent on LTC homes.²⁹ However, these spending allocations vary significantly across the provinces, with Quebec allocating the largest share to LTC homes (78 per cent) and Newfoundland and Labrador allocating the lowest share (58 per cent). Nevertheless, these figures make it clear that compared to other countries, Canada significantly prioritizes LTC care in institutions over home and community-based care.

Figure 2. Government and Compulsory Insurance Spending on LTC (Health) By Mode of Provision, 2019 (or Nearest Year) Across OECD Nation



Not all adults with complex care needs require care in LTC homes.

Recent estimates suggest that between 11 and 30 per cent of older adults admitted to LTC homes across Canada could potentially have remained at home and in their communities if adequate home care and community supports were available. ^{30,31}

The NIA report *Bringing Long Term Care Home* (2020) found that the Ontario government could save an average of approximately \$240,000 in infrastructure costs for every LTC home bed it would no longer need to build or redevelop by better meeting the needs of its ageing population to age at home.³²

Furthermore, it costs less to provide home care for individuals with complex care needs than to provide care for individuals

with similar needs in LTC homes. According to Ontario’s Ministry of Health, the province supported more than 131,180 LTC homeeligible clients of all ages to live in their own homes in 2021-22, of whom more than 97,700 clients were 75 years and older.³³ It estimated that the cost of supporting LTC homeeligible clients to be cared for in their own homes was close to \$1.3 billion.³⁴ This is only a fraction of the Ministry of Long-Term Care’s projected \$6.4 billion in spending on care across nearly 79,000 publicly funded LTC home beds in 2021-22.³⁵

In addition to reducing costs, better supporting older adults to age in their own homes for as long as possible would also align with their own preferences. A 2013 RBC survey found that 83 per cent of Canadian adults would prefer to age in their own homes.³⁶ The COVID-19 pandemic has only intensified this sentiment. A 2020 NIA/Telus Health survey found that 60 per cent of all Canadians, and nearly 70 per cent of Canadians aged 65 years and older, reported that the pandemic had changed their views on whether they would arrange for themselves or a loved one to live in a LTC or retirement home. Moreover, 91 per

cent of Canadians and nearly 100 per cent of Canadians aged 65 and older reported that they planned to support themselves to live in their own homes for as long as possible.³⁷ Similarly, in a more recent 2020 survey conducted by the NIA and the Canadian Medical Association during Canada's second wave of the COVID-19 pandemic, 85 per cent of Canadians and 96 per cent of Canadians aged 65 and older reported that they would do everything they can to avoid going into a LTC home.³⁸

There is an urgent need to redesign Canada's financial, health and social support systems for older adults to better address their needs and reduce the negative social and fiscal impacts of the current systems.

Canada's changing demographic imperative presents an opportunity to strengthen both its retirement-income security systems and the delivery of LTC services to better enable ageing in place.

Several studies have shown that supporting individuals to remain at home and in their communities is not only more fiscally sustainable but also significantly improves individuals' overall health and well-being. For example, older adults, especially those with dementia, have been found to express a greater quality of life, less loneliness and fewer depressive symptoms when living at home compared to in a LTC home.^{39,40,41} The ability to live safely at home rather than an institutional setting has also been associated with "improved quality of life, social connectedness to friends and family, and fewer health care complaints."⁴²

However, Canada's provincial and territorial LTC systems do not currently provide enough financial incentives and supports to reduce the barriers and costs associated with ageing in place. Home care services are becoming increasingly unaffordable, and only 52 per cent of Canadians who receive these services get them solely through publicly funded sources. The estimated cost of private home care services ranges from \$1,000 to \$3,500 per month,⁴³ with costs for those with complex care needs reaching up to \$25,000 per month in Ontario.⁴⁴

This report examines how we can better support older adults to age in their own homes and communities for as long as possible, in order to both address the desires of older Canadians and to help Canada's already-strained LTC systems better meet the needs of its ageing population. The first section of this report reviews the existing use of LTC services in Canada, and where those services are being delivered. Recognizing the growing importance of supporting older Canadians' ability and preference to age successfully in their communities, this report then aims to present a practical definition and framework to understand what the NIA calls "Ageing in the **Right Place**" (AIRP). It also highlights existing best practices and opportunities that appear to reduce unnecessary LTC home admissions and support the implementation of successful AIRP policies and programs across Canada and beyond. The report then presents a supporting rapid review of existing government programs and services focused on supporting AIRP across Canada, before finally presenting 10 evidence-informed policy recommendations to address the gaps identified through our rapid review and effectively support AIRP across Canada.

How Many Older Canadians are Currently Receiving LTC Services?

Approximately 6.6 million Canadians, or 93.9 per cent of those aged 65 years and older, are currently living in their own private residences.⁴⁵ Nevertheless, ensuring the greater accessibility of home care services that meet the care needs of older Canadians could likely enable many more to do so.

Only a small proportion of older Canadians currently receive any LTC services at all. In 2016, an estimated 709,500 Canadians aged 65 years and older were receiving LTC services, whether in LTC homes or in their own homes with home care and community-support services.^{46,47} This was equivalent to 12 per cent of the Canadian population aged 65 and older that year.⁴⁸ Among these individuals, about 198,000 (3.3 per cent of Canadians aged 65 years and older) received care in LTC homes,⁴⁹ while approximately 511,500 (8.6 per cent) received care in their own private dwellings from home care and community-support service providers.⁵⁰

Based on the most recent 2021 census data, an estimated 205,000 Canadians aged 65 years and older were receiving care in LTC homes.⁵¹ Among those aged 85 and over, almost 120,000 were living in LTC homes,⁵² representing 13.8 per cent of Canadians in this oldest age group.⁵³

While more recent estimates on the number of older Canadians receiving care in their own homes are not available, provincial figures suggest that the number has increased since 2016. For example, as of 2021-22, more than 449,380 older adults were estimated to receive home care services in Ontario alone, suggesting that the national figure is now much higher.^{54,55}

Despite the relatively small proportion of older adults receiving LTC services, Canada's provinces and territories are already struggling to meet the growing demand for publicly funded LTC — both in institutional and home-based settings.

More than 52,000 Canadians were estimated to be on waiting lists for a placement into a LTC home in 2021,⁵⁶ while more than 430,000 Canadian adults were estimated to have unmet home care needs, with about 167,000 of them being aged 65 years and older.⁵⁷

While there will be growing demand for additional LTC beds in the future, greater resources and targeted efforts are also needed to improve the availability of home and community-based care. Current estimates suggest that up to one in three Canadians admitted to a LTC home could have been better suited to receive home care. Moreover, if adequate home care and other community supports are not available in future, older adults may continue to be prematurely institutionalized, further straining Canada's already overburdened LTC homes.

Enabling more older Canadians to age successfully in their homes for as long as possible will therefore require systems and services that enable what the NIA calls "Ageing in the *Right Place*" (AIRP) rather than simply "ageing in place." Supporting older Canadians to age in the *right place* presents a powerful policy and political option that both aligns with strong societal desires and promotes a more fiscally sustainable future for all Canadians.



Defining Ageing in the *Right Place*

Ageing in place has long been studied in the societal and academic discourses on ageing, but there is no standard or broadly accepted definition of it. Bigonnesse and Chaudhury (2020) explain that this lack of consensus is attributable to several underlying theoretical perspectives on ageing in place. Firstly, the biomedical perspective of ageing in place is rooted in the concept that as people age, their functional abilities decline, which therefore frames ageing in place as a way to improve individuals' functioning and overall health. Secondly, the structuralist perspective conceptualizes society as a set of social structures that lead to inequalities and stratification, which means ageing-in-place approaches empower older adults through autonomy and inclusion. The structuralist perspective is similar to the phenomenological perspective, which focuses on the lived experiences of individuals, whereby ageing in place approaches account for the individual experiences of ageing by factoring

in the meaning of place and identity. The last theoretical model is the ecological perspective, which views older adults in constant and dynamic interaction with the environment, and therefore recommends ageing-in-place approaches that account for this.

Overall, the ageing-in-place literature mostly emphasizes theoretical perspectives rather than practical approaches to enable it,⁵⁸ leaving a need for innovative models and knowledge-translation mechanisms to apply and evaluate ageing-in-place approaches in real-world settings. Therefore, the primary aim of this report is to help present a practical definition and framework to understand not just ageing in place but ageing in the *right* place; to highlight existing best practices and opportunities that appear to reduce unnecessary LTC home admissions; and to support the implementation of successful AIRP policies and programs across Canada and beyond.

Defining Ageing in the *Right Place*

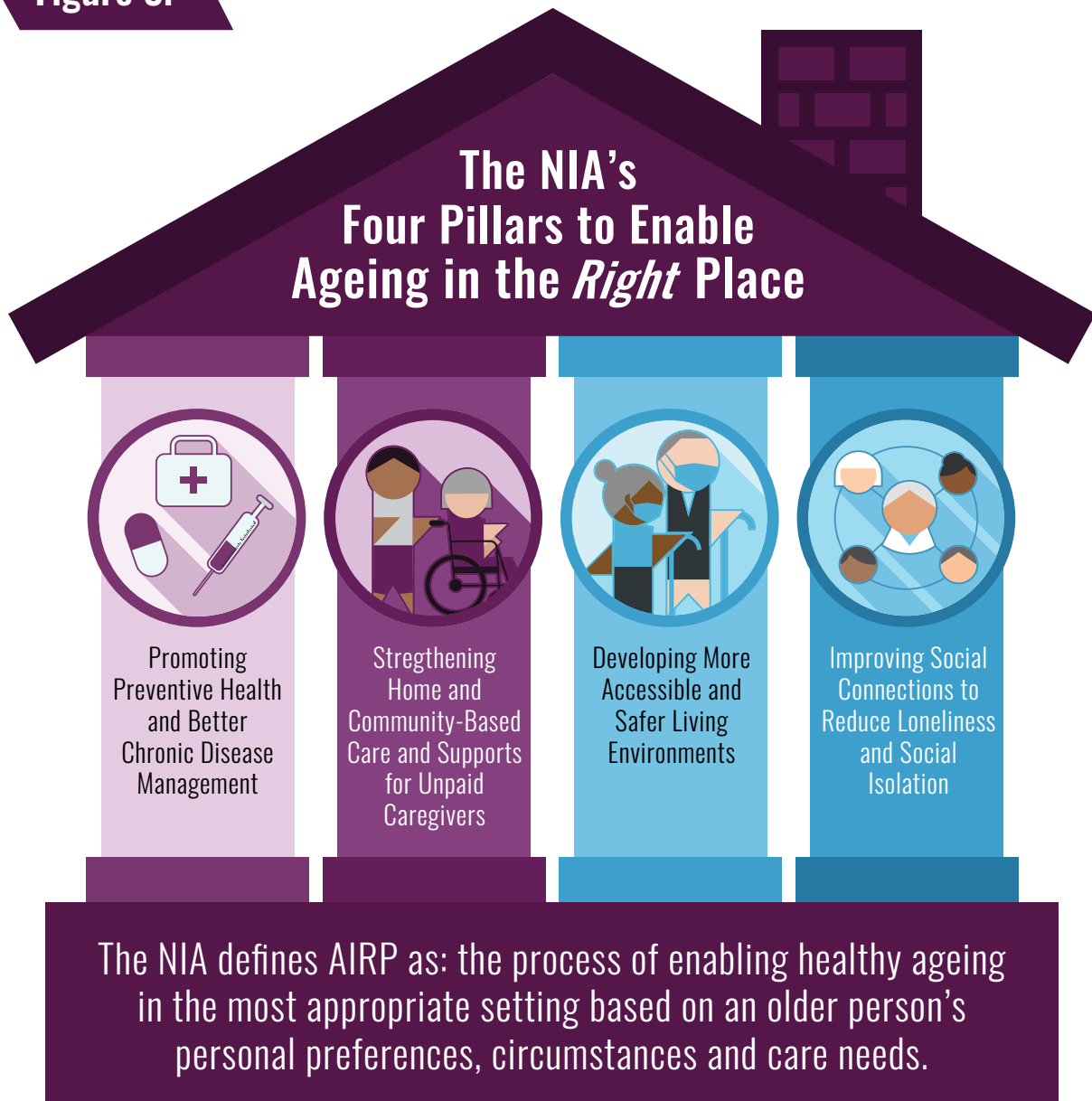
After extensively reviewing the existing literature, the NIA has defined **Ageing in the *Right Place*** as “the process of enabling healthy ageing in the most appropriate setting based on an older person’s personal preferences, circumstances and care needs.” Based on this definition, the NIA has further identified four “pillars” fundamental to enabling AIRP:

1. ***Promoting Preventive Health and Better Chronic Disease Management***
2. ***Strengthening Home and Community-Based Care and Supports for Unpaid Caregivers***
3. ***Developing More Accessible and Safer Living Environments***
4. ***Improving Social Connections to Reduce Loneliness and Social Isolation***

These distinct yet interconnected pillars provide a comprehensive framework of the most important factors that enable older adults to age in the *right place*. This framework can be used to support AIRP approaches at the individual, local, regional, and federal levels. It further recognizes that AIRP takes place in the context of a broad range of social, economic, political and environmental factors, and that none of the identified pillars exists in isolation.

The second aim of this report is to identify the current extent of federal, provincial and territorial programs and policies focused on supporting AIRP across Canada. The NIA's proposed AIRP definition and framework are designed to be practical and pragmatic; therefore, this report concludes with several policy recommendations designed to enable AIRP with support at local, provincial and federal programmatic and policy levels.

Figure 3.



What are the Main Factors Currently Driving LTC and Retirement Home Admissions in Canada?

Two key reports provide an understanding of the main factors that currently lead to LTC home admissions among older Canadians. The first is the 2017 Seniors in Transition report from the Canadian Institute for Health Information (CIHI).⁵⁹ By linking three years of data from publicly funded LTC systems across 35 health regions, the report identified pathways to receiving either publicly funded home-based care or care in a LTC home among more than 59,000 older adults. The report then tested 33 factors potentially associated with LTC home admissions, identifying the most impactful predictors. The full set of factors is listed in **Box 1**. The study also examined how factors predicting LTC home admissions may further differ among older adults after a period of receiving home care.

The second report is the 2018 Transitions to Long-term Care and Residential Care Among Seniors report⁶⁰ from Statistics Canada. It also identified significant predictors of admission to a LTC or retirement home among older Canadians. The report linked data from the Canadian Community Health Survey (CCHS), the Canadian Mortality Database and the 2011 Census to identify more than 81,000 older individuals who moved from their private residence at the time of their CCHS interview to a LTC or retirement home by census day. The purpose of this study was to identify which demographic, health and socioeconomic factors increased or decreased older Canadians' likelihood of

transitioning from a private dwelling to a LTC or retirement home. The full set of factors is listed in **Box 2**.

Together, these two studies reveal many factors that can significantly increase an older adult's risk of being institutionalized for LTC. In particular, chronic conditions such as dementia appear to be especially significant in predicting whether older Canadians transition into institutional care settings. Similarly, both falls and hip fractures appear to be significant predictors of transitioning into a LTC home, which may also indirectly contribute to LTC home admissions through hospitalizations and a loss of physical functioning, both of which were among the strongest predictors of LTC home admissions among older adults. In addition to health status, the findings also highlight the key role played by factors related to older adults' social environments. Living alone and the availability of caregivers were found to be especially significant. CIHI's analysis found living alone to be among the strongest predictors of transitioning into a LTC home, while Statistics Canada's study found it was among the most important factors for women, highlighting the different experiences of ageing between men and women. Both studies are discussed in more detail in the **Appendix**.

Box 1: Predictor Variables Tested in CIHI's Seniors in Transition Report (2017)

CIHI's 2017 report, *Seniors in Transition*, examined predictors of transitions into LTC homes among older adults after receiving an initial assessment to identify their need for either home care or institutional care. Based on consultations and a review of relevant literature, CIHI identified and analyzed 33 factors that may predict transitions into these care settings.

Sociodemographic predictors: age, sex, income quintile, urban/rural residence, living alone

Health and care measures: initial assessment for continuing care received in hospital, hospital use, caregiver distress, caregiver unable to continue, requiring physical assistance (ADL Hierarchy Scale), cognitive impairment, responsive behaviour, wandering, instability (CHESS Scale), falls, bladder incontinence, bowel incontinence, oxygen, daily pain, dementia, signs of depression, any psychiatric diagnosis, diabetes, heart disease, congestive heart failure, emphysema/chronic obstructive pulmonary disorder/asthma, hypertension, stroke, Parkinson's disease, cancer, arthritis, hip fracture, osteoporosis

Box 2: Predictor Variables Tested in Statistics Canada's Transitions to Long-term Care and Residential Care Among Seniors Report (2018)

Statistics Canada's 2018 *Transitions to Long-term Care and Residential Care Among Seniors* report examined predictors of living in a LTC or retirement home in Canada. The report considered a range of sociodemographic and health status predictors.

Sociodemographic predictors: marital status, age, household income, home ownership, living arrangement, province of residence, immigrant status

Health measures: self-rated general and mental health, smoking status, body mass index, having been an overnight patient in a hospital, nursing home or convalescent home in the past year. Several chronic conditions were also analyzed: asthma, arthritis, back problems, high blood pressure, emphysema, chronic obstructive pulmonary disorder, diabetes, heart disease, cancer, ulcers, the effects of a stroke, urinary incontinence, bowel disease, Alzheimer's disease or other dementia, mood disease, anxiety disorder



The NIA's Four Essential Pillars Supporting Ageing in the *Right Place*



Pillar 1: Promoting Preventive Health and Better Chronic Disease Management

Nearly all LTC home admissions are attributable to declining health, well-being or a loss of physical or cognitive function. The prevalence of hospitalizations, falls and chronic conditions, including dementia, is only expected to increase as Canada's population continues to age. Based on the main predictors of LTC home admissions in Canada, we have identified four specific intervention areas to improve wellness, preventive health and chronic disease management across Canada with the aim of reducing future LTC home admissions:

1. Chronic Disease Prevention and Management
2. Dementia Prevention and Support
3. Preventing Falls and Promoting Safety
4. Supporting People's Activities of Daily Living at Home

Chronic Disease Prevention and Management

The majority of Canadians aged 65 years and older are currently living with at least one

chronic disease, while a growing number are living with multiple chronic diseases.⁶¹ The 2017-18 CCHS estimates that about 37 per cent of adults aged 65 years and older report having at least two common chronic diseases, and almost half of those aged 85 and older report having multi-morbidity (defined as two or more conditions).⁶²

Both globally and in Canada, chronic disease prevalence and deaths are highly concentrated among four diseases: cancer, cardiovascular disease (CVD), diabetes and chronic respiratory disease. In Canada, these four diseases accounted for more than 60 per cent of total deaths in 2016. More specifically, CVDs are responsible for the most hospitalizations in Canada.⁶³ Among Canadians 65 years of age and older, the most common chronic diseases are hypertension (65.7 per cent), periodontal disease (52.0 per cent), osteoarthritis (38.0 per cent), ischemic heart disease (27.0 per cent), diabetes (26.8 per cent), osteoporosis (25.1 per cent) and cancer (21.5 per cent).⁶⁴ However, some chronic diseases pose more risk than others to the health of older adults and their ability to remain at home independently. The CIHI Seniors in Transition



report notes that the four chronic diseases most prevalent among community-dwelling older adults entering LTC homes were hypertension (66.5 per cent), arthritis (54.3 per cent), dementia (39.3 per cent) and heart disease (26.4 per cent).⁶⁵

Research shows that health care service use among older Canadians is largely driven by the number of chronic diseases they have and not necessarily their age.

Among adults aged 65 years and older, those with three or more chronic diseases have nearly three times as many health care visits as those with none.

Moreover, while only a quarter of older Canadians have three or more chronic diseases, they account for roughly 40 per cent of health care use among older Canadians. It is estimated that nationally, chronic conditions and other illnesses cost \$68 billion annually in direct health care costs.⁶⁶ Multimorbidity is the presence of two or more diseases or conditions.⁶⁷

Estimates suggest that 31.3 per cent of community-dwelling older Canadians are living with at least two chronic diseases,⁶⁸ making the burden of managing multi-morbidity an additional challenge for older adults seeking to age in the *right place*.

A recent German study looking at a population cohort for more than five years found that people with multi-morbidity had a higher rate of LTC dependency than those with no multimorbidity.⁶⁹ Those with Parkinson's disease and dementia had the highest rates of LTC dependency.⁷⁰ Those with various "neuropsychiatric disorders" had a 79 per cent greater rate of LTC dependency than those without.⁷¹ In Canada, longitudinal research has demonstrated that as the number of chronic diseases increases, so does the likelihood of LTC home admission.⁷²

What Initiatives Can Support Better Chronic Disease Prevention and Management?

Given the growing prevalence of older adults living with multiple chronic conditions, successfully managing chronic diseases will be essential to support older Canadians seeking to age in the *right place*.

Specific Chronic Disease Management Programs and Interventions

Numerous studies have researched chronic-disease management approaches or interventions and their impact on hospitalizations. Many of these have analyzed interventions using tele-monitoring supports for patients with chronic obstructive pulmonary disease (COPD) and heart failure. In terms of COPD, two studies found positive results, with one noting lower hospital admission rates (0.49 per patient per 10 months compared to 1.17) and the other noting an increase in patients not being readmitted to hospital (51 per cent versus



33 per cent).⁷³ However, another study found tele-monitoring was not effective in delaying hospital admissions compared to usual care for patients with COPD.⁷⁴

With respect to heart failure, studies have also shown positive results in reducing hospital admissions and re-admissions for up to eight years,^{75,76,77} with one study finding that interventions can reduce the relative rate of hospitalizations to half that of control groups.⁷⁸ Another systematic review of tele-monitoring of patients with heart failure found a reduction in hospitalizations of 14 to 55 per cent.⁷⁹ In an analysis of in-home care interventions for heart failure patients, these patients experienced on average one less unplanned hospitalization, 1.5 fewer emergency department (ED) visits, and were 12 per cent less likely to experience mortality and hospitalizations compared to those given the usual care.⁸⁰

Studies have also examined how different types of chronic disease management programs impact LTC home admissions. At-home comprehensive geriatric assessments with referral to other services have been found to significantly reduce LTC home admissions (0.67 to 1.3 per cent).⁸¹ Similarly, programs to improve medication management among community-dwelling frail older adults, using both health educators and calendar cards, have been found to prevent admissions, with the control group receiving usual care 2.94 times more likely to be institutionalized compared to the group receiving the intervention.⁸² There is also evidence to suggest that both the prevention of chronic diseases and better support with chronic-disease management could help reduce future hospitalizations, which often hasten LTC home admissions.

Remote Patient Monitoring-Programs

Other interventions that have shown great promise in supporting improved chronic disease management in community settings include traditional remote patient-monitoring programs — such as those using pulse oximeters, blood-pressure monitors, weight scales and other traditional monitoring devices — and the support of community-based nurses or paramedics to encourage their effective use.⁸³ There is also a growing interest in the development of “smart textiles” and “wearable sensors” that could more easily support individuals to better manage their chronic health conditions, such as heart failure and COPD, as well as wound treatments. These can all serve as examples of the evolving field of remote patient monitoring, which can allow for continuous, unobtrusive and unattended monitoring. This may significantly reduce the need for home care services by paid care providers such as nurses and personal support workers, who typically provide chronic-disease and wound-management support, and subsequently eliminate barriers to accessing health care.

Community Paramedicine Programs

Finally, some care models have shown promise in reducing hospitalizations and resulting LTC home admissions among community-dwelling older adults. For example, community paramedicine programs, in which trained paramedics work with health care professionals to reduce hospital visits and improve quality of life, have been shown to improve chronic disease management.⁸⁴



A Toronto study of paramedic-initiated home care referrals over a 24-month period found significant reductions in 911 calls (10 per cent) and ambulance transports to the ED (7 per cent).⁸⁵ Similarly, a three-year demonstration project by Canada Health Infoway, in which community paramedics provided chronic disease self-monitoring supports, achieved a 32 per cent reduction in hospital admissions, a 26 per cent reduction in ED visits, and a 35-41 per cent reduction in hospital re-admissions.⁸⁶

Dementia Prevention and Support

Dementia is also a chronic health condition, but one that warrants specific attention due to its high prevalence among older adults and the unique consequences it poses for one's overall health and ability to live independently in later life. Dementia is not a specific disease but rather a general term for diseases or conditions that can lead to the deterioration of cognitive function — memory, thinking and decision-making — and interfere with a person's ability to perform everyday activities and live independently.⁸⁷ The deterioration in cognitive function caused by dementia goes beyond what might be expected from normal ageing, and if left undetected and untreated, it can adversely affect one's overall quality of life and care. Alzheimer's disease is the most common form of dementia.

Dementia is perhaps the greatest predictor of LTC home admissions.^{88,89,90,91,92}

For example, a recent Ontario study found that nearly 50 per cent of community-dwelling older adults who are admitted to LTC homes are diagnosed with dementia within five years.⁹³ Additionally, it is estimated that close to 70 per cent of LTC home residents are living with a diagnosis of dementia.⁹⁴

In 2020, an estimated 597,300 Canadians were living with a diagnosis of dementia, of whom 569,600 were aged 65 years and older.⁹⁵ Driven largely by population ageing, the incidence of dementia in Canada will only continue to rise.

The Alzheimer Society of Canada projects that by 2030, nearly one million Canadians will be living with dementia — a 65 per cent increase from 2020.⁹⁶

By 2050, the number of Canadians living with dementia will almost triple to 1.7 million.⁹⁷

While 8.4 per cent of Canadians aged 65 years and older had some form of dementia in 2020, that is expected to increase to 13.2 per cent by 2050.⁹⁸ The greatest increase in cases will come from Canada's oldest adults, as the number of Canadians aged 85 years and older is expected to more than triple over the next 30 years, and the incidence of dementia within this age group is expected to increase about 30 per cent faster than within the overall population.⁹⁹



In addition, there were an estimated 350,000 care partners or unpaid caregivers supporting individuals living with dementia in 2020, providing an estimated 26 hours of care per week.¹⁰⁰ This amounts to 470 million hours of care per year.¹⁰¹ Based on the federal hourly minimum wage of \$15.55, unpaid caregivers provided more than \$7.3 billion worth of care related to dementia in 2020.¹⁰²

Additional projections estimate that total health care costs and out-of-pocket caregiver costs related to dementia will reach \$16.6 billion by 2031.¹⁰³

Dementia also has major implications for chronic-disease management, because it makes it increasingly difficult for someone to independently manage their chronic health conditions. This highlights the need to prevent the development of both dementia and other chronic diseases in community-dwelling older adults, along with the importance of developing better ways to support chronic disease management at home, especially in persons living with dementia.

What Initiatives Can Enable Better Dementia Prevention and Support?

Dementia Risk Factor Modification

Implementing preventive measures that target key risk factors for dementia early enough in life to prevent or delay the onset of the condition is critical to supporting Canadians to

age in the *right place*. Evidence from a recent *Lancet* report suggests that 40 per cent of dementia cases could be prevented or delayed if certain preventive measures targeting 12 risk factors were pursued.¹⁰⁴ The review indicates that just by tackling depression (3.9 per cent), social isolation (3.5 per cent) and physical inactivity (1.6 per cent), dementia occurrence could be reduced by a total of 9 per cent.¹⁰⁵ This could be raised to 16 per cent by addressing another risk factor, “less education,” in adults below the age of 45. Achieving this could, in the short term, reduce the number of people in LTC homes by an estimated five per cent for those aged 80 years and younger and 6.7 per cent for those older than 80 years.¹⁰⁶

Community Care Co-ordination

One pharma-led study investigated the impact of treatment (using either donepezil, memantine, rivastigmine or galantamine) and care management on nursing home admissions in patients newly diagnosed with Alzheimer’s disease.¹⁰⁷ Untreated patients tended to be older and have more severe comorbidities, but the study showed that after controlling for comorbidities, patients who were medicated and provided with care co-ordination supports had a 20 per cent lower risk of being admitted to a LTC home at six months.¹⁰⁸ This speaks to the potential importance of better supporting older persons living with dementia, as well as their unpaid caregivers, with early diagnosis and interventions that could enable AIRP. A current challenge is that close to two-thirds (61.7 per cent) of community-dwelling older persons with dementia in Canada and around the world remain undiagnosed, meaning



they are likely not accessing appropriate interventions and support.¹⁰⁹ A common theme in the literature is the effectiveness of community care co-ordination. This involves assessing individuals with dementia, referring them to services, and providing information and support as needed.¹¹⁰ In a systematic review of various non-pharmacological interventions, community care co-ordination appeared to be the only one that reduced rates of LTC home admissions.¹¹¹ Another review found that individuals receiving case-management interventions (similar to community care co-ordination programs) were significantly less likely to be admitted to LTC homes at both six months (OR 0.82) and 18 months (OR 0.25), compared to those receiving the usual care.¹¹² However, the effects of the intervention at 10 to 12 months and at 24 months were uncertain.¹¹³ Thus, while community care interventions may not eliminate the need for a LTC home, they at least have promise in helping to delay it.

Better Management of Neuropsychiatric Symptoms of Dementia

Dementias commonly manifest as neuropsychiatric symptoms — e.g. aggression/agitation, paranoia, hallucinations, wandering, etc. — which can be managed by non-pharmacological or psychological interventions.¹¹⁴ It could be expected that better addressing neuropsychiatric symptoms would help to reduce caregiver burden and

make it easier for a person to live longer and with greater independence in the community, but studies examining the impact of these approaches in reducing LTC home admissions have not been common. However, one study looking at the use of reality-orientation therapy showed that it was able to reduce the risk of institutionalization.¹¹⁵

Preventing Falls and Promoting Safety

Falls and their associated consequences for older adults are a serious public health issue. According to the WHO, about a third of older adults fall each year. Moreover, older adults are more likely to experience a fall as they age, with the likelihood increasing from 28-35 per cent among adults aged 65 years and older, to 32-42 per cent in those aged 70 years and older. In addition, when an older adult has fallen once, their risk of falling again doubles.¹¹⁶ This makes falls one of the most common preventable health care issues for older adults.^{117, 118, 119, 120, 121}

Falls are the leading cause of injury, injury-related hospitalizations and deaths among Canadians aged 65 years and older.¹²²

In addition, falls and their resulting injuries impact quality of life, admissions to LTC homes and caregiver duties, and contribute to substantial health care costs.¹²³



As the Canadian population ages, the absolute number of falls has been increasing. The Public Health Agency of Canada (PHAC) reports that from 2003 to 2009-10, there was a 43 per cent increase in the number of individuals aged 65 years and older who reported a fall-related injury.¹²⁴ According to more recent estimates, falls accounted for 61 per cent of reported injuries among Canadians aged 65 years and older in 2017-18.¹²⁵

Falls have also been driving more hospitalizations for Canada's older population. Between 2008-09 and 2019-20, there was a 47 per cent increase in the number of fall-related hospitalizations among individuals aged 65 years and older, from 49,152 to 72,392. Hospitalizations have increased despite the crude and age-standardized rate of fall-related hospitalizations remaining relatively constant over the same period, at roughly 15 per 1,000 people, due to overall population ageing.¹²⁶

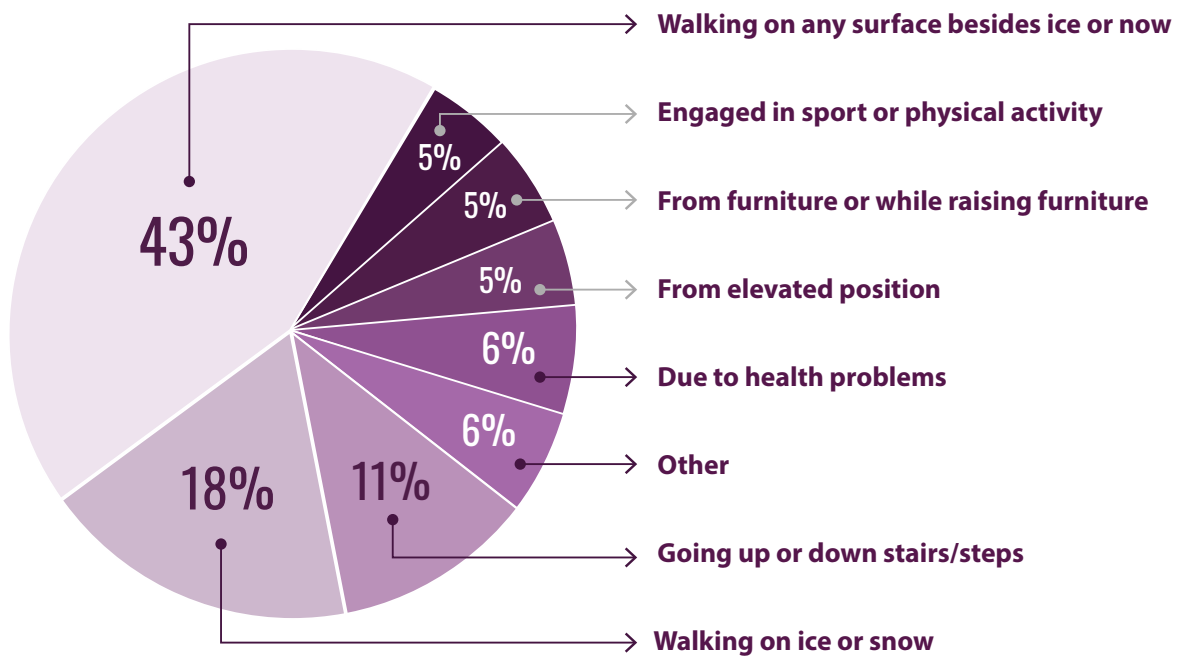
Even more concerning is that deaths from falls have also been rising among older Canadians — both the annual number of deaths and the age-standardized mortality rate for deaths due to falls.

Mortality data from Statistics Canada reveals that between 2003 and 2008, the number of deaths due to falls increased by 65 per cent among Canadians aged 65 years and older, from 1,631 to 2,691.¹²⁷ More recent mortality data revealed that deaths from falls among older Canadians have continued to increase over the last decade, with the total number of annual deaths reaching 5,581 in 2019. The age-standardized mortality rate from falls has more than doubled among older Canadians over the last two decades, from 41 per 100,000 in 2001 to 86.4 per 100,000 in 2019.¹²⁸

There are many factors that put older adults at increased risk of falls and fall-related injuries, including chronic health conditions and disabilities, acute illnesses, balance or gait deficits, cognitive impairments and sensory issues, inadequate nutrition, medications, social isolation, and factors related to the built and social environment.¹²⁹ **Figure 4** shows the types of activities most often associated with fall-related injuries in Canadians aged 65 years and older. The most common is slipping while walking — whether on ice, snow or any other surface — which is responsible for 61 per cent of fall-related injuries among adults aged 65 years and older.



Figure 4: Activity Associated with Fall-Related Injuries, Household Population Aged 65 years and Older, Canada, 2017-2018



*CV is between 15.0% and 35.0%

Activities of older adults that are associated with fall-related injury. Reprinted from *Surveillance Report on falls among older adults in Canada*, Retrieved from: <https://www.canada.ca/en/public-health/services/publications/healthy-living/surveillance-report-falls-older-adults-canada.html>

The societal and personal consequences of falls among older adults are widespread. There are substantial costs to health care systems: estimates suggest that in 2018, the direct annual cost of fall-related injuries among older adults in Canada was \$5.6 billion, more than double the cost associated with falls among individuals aged 25-65 years.¹³⁰

Falls are also the leading cause of injury-related hospitalizations among older adults in Canada, causing 87 per cent of these hospitalizations,¹³¹ and most Canadians hospitalized due to falls are older adults. Between 2016 and 2017, there were 654,000 reported ED visits for injuries from unintentional falls, accounting for close to a third of all ED visits due to injury and trauma

in Canada.¹³² Even though patients younger than 65 years make up 72 per cent of ED visits for falls, patients aged 65 years and older make up 71 per cent of hospital stays.¹³³ Older adults who are hospitalized for a fall tend to remain in hospital longer than those hospitalized for any cause.¹³⁴

In Canada, 137,568 (51 per cent) of injury-related hospitalizations were for older adults in 2017-18,¹³⁵ an increase of nine per cent over the previous two years.¹³⁶ Eighty-one per cent of these hospitalizations were due to falls, also representing an increase of 9 per cent over the previous two years.¹³⁷ Most of these hospitalizations were due to a head injury and/or hip fracture.¹³⁸



For older adults, the consequences of falls include chronic pain, reduced mobility and loss of independence, all of which limit the ability to age in the *right* place.

Falls are also a strong catalyst for transitions into LTC homes among older Canadians.¹³⁹

In fact, falls are the primary type of injury responsible for older Canadians to be admitted into a LTC home, and according to PHAC, 35 per cent of older adults who were hospitalized from falls in 2008-09 ended up being discharged into a LTC home, nearly double the proportion who were already living in LTC homes initially.¹⁴⁰

Falls are also the direct cause of 95 per cent of hip fractures,¹⁴¹ which further contribute to LTC home admissions. In 2019-20, hip fractures accounted for about one-third (34 per cent) of fall-related hospitalizations among older adults in Canada, down from 40 per cent in 2008-09.¹⁴² But while that percentage has been decreasing, the total number of fall-related hospitalizations due to hip fractures has been increasing, again largely due to population ageing.¹⁴³ Between 2008-09 and 2019-20, the number of older adults hospitalized with a fall-related hip fracture rose from around 20,000 to more than 24,000.¹⁴⁴ Older adults with fall-related hip fractures spend more days in hospital than those whose hip fractures were not fall-related,¹⁴⁵ and 25 per cent of community-dwelling older adults enter a LTC home within one year of having a hip fracture. Fall-related hip fractures also led to death in 20 per cent of cases.^{146,147,148}

Fall-related injuries are the most common cause of death from injury in older persons, as well as in the broader Canadian population.¹⁴⁹

However, the majority of fall-related injuries do not lead to death. Instead, they inhibit the ability of older adults to function and perform activities of daily living (ADLs) on their own. Regardless of whether falls lead to injury, they are found to be negatively associated with a person's health-related quality of life.^{150,151} This can be seen in how both the fear of falling and multiple previous falls limit older adults' activities.¹⁵² Overall, community-dwelling individuals who experience fractures caused by falls are more likely to be institutionalized in an LTC setting.^{153,154,155}

Enabling older adults to safely age in the *right* place will require limiting their risk of falls. However, health care providers are often unable to recommend useful interventions to prevent falls or provide timely treatment because less than 50 per cent of older adults inform their health care providers when they have fallen.¹⁵⁶ This may further help to explain why in Canada, about a third (30.2 per cent) of older adults who reported a fall-related injury in 2017-18 did not receive medical attention from a health professional in the 48 hours post-injury.¹⁵⁷

Canadian estimates suggest that older adults living in their own homes may be especially at risk of falls and their consequences. Most fall-related hospitalizations among older Canadians



appear to be the result of community-dwelling older adults falling at home. Of all the fall-related hospitalizations among Canadians aged 65 years and older between 2015-16 and 2019-20, more than half (52 per cent) stemmed from a fall occurring in a household residence. By comparison, falls that occurred in a LTC home accounted for 17 per cent.¹⁵⁸ Moreover, while more Canadians have been hospitalized for falls over the last two decades regardless of where they live, the increase has been larger for older adults living in their own homes than for those in LTC homes. The number of fall-related hospitalizations increased by 36 per cent for older adults living in LTC homes between 2008-09 and 2019-20, from 8,900 to 12,081, and by 50 per cent for older adults living at home during the same period, from 40,252 to 60,311.¹⁵⁹

Finally, older Canadians who experience fall-related injuries while living in their own homes generally spend more days in hospital than those living in LTC homes. In 2019-20, acute care hospitalizations due to falls were longer for household residents aged 65 years and older than for older adults of any age living in LTC homes.¹⁶⁰ Fall-related alternate level of care hospitalizations, which are non-acute hospital stays, for adults aged 80 years and older were also longer for those living at home than those living in an LTC home, whereas for those aged 65-79 years, the average stay was shorter for private household residents than LTC home residents.¹⁶¹ These longer fall-related hospitalizations suggest that older Canadians living in their own homes are not likely to have the necessary supports

in place in order to be discharged to fully recover at home. Either way, the most recent Canadian figures leave no doubt about the importance of preventing falls and their wide-reaching consequences as part of supporting Canada's ageing population to successfully age in the *right place*.

What Initiatives Can Better Prevent Falls and Promote Safety?

Preventing falls and minimizing their associated outcomes is critical to enabling AIRP. Findings from CIHI suggest that as many as 23 per cent of LTC home admissions are attributable to falls. Moreover, preventing falls also helps reduce the wide-reaching consequences of falling found to increase LTC home admissions, such as hospitalizations, loss of physical functioning and greater isolation.

Enabling Canada's growing population of older adults to age in the *right place* will require effective practices and interventions to prevent and minimize the negative consequences of falls. Thus far, PHAC has made a concerted effort to raise awareness of fall-prevention strategies nationally, alongside many provincial and local fall-prevention programs. For example, PHAC has published numerous materials intended to help older adults and their families reduce the occurrence and impact of falls.¹⁶² These types of materials should be widely circulated and made easily accessible.



Behavioural and Environmental Interventions

In terms of other interventions that can reduce falls and falls-related injuries among older adults, research shows that various types of behavioural and environmental changes can also protect against falls among older adults.¹⁶³ Examples of behavioural changes include moderating alcohol consumption, getting appropriate physical exercise and not smoking.¹⁶⁴ An important aspect of environmental change is home modifications that reduce fall hazards (e.g. lighting, handrails, surfaces that prevent slips).¹⁶⁵ Another is creating age-friendly design in public settings.¹⁶⁶

Multi-component Interventions

Overall, evidence shows that multi-component interventions, which combine two or more types of interventions, are more effective than single-component programs at preventing falls among older adults.¹⁶⁷ Moreover, it has been found that interventions based on risk assessments and addressing factors associated with health and environment are highly effective in preventing falls among older adults.^{168,169,170} Aspects of successful multi-component programs include education and training, managing foot/shoe issues, addressing visual problems, reviewing medication, and making the appropriate changes.^{171,172,173} According to a summary of available data, literature and existing knowledge by PHAC, multifactorial interventions based on individual assessments of risk factors are the best approach to enabling falls prevention among older adults.¹⁷⁴

While single-factor programs are not as effective as multiple-component interventions, some of them have helped reduce falls among older adults living in the community.¹⁷⁵ Such programs include removal of psychotropic medications, home safety assessments and changes, and exercise regimens that improve strength and balance.^{176,177} Prescribed and individually tailored exercise initiatives have been found to be more effective than group exercise programs,¹⁷⁸ with the exception of tai chi (a Chinese martial art).^{179,180} On the other hand, education and self-management approaches were found to be ineffective for community-dwelling older adults when used on their own.¹⁸¹

Digital and Technological Solutions

There is also a growing number of digital and technological solutions that could potentially enable older adults to more safely remain in their own homes. For example, personal emergency response systems (PERS) are signalling devices that can automatically detect an emergency and easily summon help. These can help older adults age in the *right* place by detecting falls and leading to a faster response from family members, friends and health care professionals. There are various types of PERS but they all tend to include three basic components: electronic hardware, a link to an emergency-response centre, and the ability to dispatch appropriate help.¹⁸² Most PERS are worn on-person in the form of a necklace or bracelet. They are designed to be easy to use, and in many cases consist of a large help button to initiate an alert. A few function as cordless phones, allowing two-way voice interaction if the client is unable to reach their main telephone device. The devices



usually require an independent power source (e.g. battery) and the majority are wirelessly connected to a telephone base unit.¹⁸³

While PERS don't prevent falls, they can help older adults cope with unexpected falls and other emergencies, and receive necessary medical support sooner than they would without one. Studies show they provide a number of benefits related to AIRP, including dispatching faster assistance in emergencies; extending the time users are able to live at home; increasing users' sense of security; reducing anxiety about falling; and increasing confidence in performing everyday activities.^{184,185}

Moreover, because assistive technologies like PERS can generate a faster response from health care professionals, they can also prevent the additional complications that result from spending prolonged periods of time on the floor following a fall, such as dehydration and hypothermia. Many older adults who experience a fall do so under conditions where they do not have immediate help. One 2008 study of adults aged 90 years and older found that 82 per cent of falls occurred when the person was alone, and 80 per cent of those who fell were unable to get up after at least one fall.¹⁸⁶ The same study found that 30 per cent of those who suffered a fall had lain on the floor for an hour or more.¹⁸⁷ Studies indicate a direct correlation between how long people lie on the floor after a fall and their recovery. Indeed, one study found that 50 per cent of those who had lain on the floor or ground undetected for more than an hour died within six months of the fall.¹⁸⁸ By detecting falls and getting users help quickly, assistive technology like PERS can

improve safety and help older adults feel more comfortable remaining in their own homes as they age.

Research on technological interventions has also found wearable sensors to be beneficial in supporting AIRP. Wearable sensors have been found to improve fall-risk assessments compared to current standards of care,¹⁸⁹ and provide vital mobility-related information including instability, balance confidence and gait measures.^{191,192,193} They have also been found to accurately detect falls, demonstrating sensitivity (62.5-98.6 per cent) and specificity (99.3-99.5 per cent),^{193,194} and improve balance through the use of biofeedback systems.^{195,196}





Research on ambient sensor technologies — which include infrared motion, video, pressure, sound, floor and radar sensors —¹⁹⁷ has also shown promise in improving care for older adults and delaying or preventing admissions into LTC homes.^{198,199} Multi-sensor systems (wearable or ambient) have demonstrated high accuracy, sensitivity and specificity (all greater than 93 per cent) for falls detection,^{200,201} with higher values than many single-sensor programs.²⁰² They can also accurately determine a person's risk of falling (71.52 per cent).²⁰³ Other technological interventions that research shows have the potential to effectively prevent falls and reduce falls-related injuries include exergaming (exercise programs delivered through video games)^{204,205,206} compliant flooring technologies (flooring systems or coverings that have a certain degree of shock absorbency),^{207,208,209,210} and sensor-based walking aids.^{2011,212,213}

While research evidence on the impact of technology-based interventions on falls and fall-related injuries has been promising, for many of these initiatives, the research has not clearly demonstrated whether or how they would meaningfully reduce falls and fall-related injuries in the real world. Moreover, the cost-effectiveness, accessibility and affordability of these devices for older Canadians has not been investigated. Finally, research on technological solutions has stressed that new technology must be co-designed with care providers and care recipients to ensure intended outcomes and avoid creating unintended additional burdens or interfering with caregivers' ability to provide care.²¹⁴

Although there is strong evidence showing that some innovations can significantly prevent falls and subsequent LTC home admissions, these innovations have not achieved a significant level of impact in terms of becoming broadly implemented. For example, a 2021 survey conducted by the NIA and TELUS Health found that while Canadian health care practitioners regularly discuss emergency situations, including falls, with their older patients, only 11 per cent of these discussions include the use of assistive technologies such as alarms or PERS to better support a patient's overall safety — even though more than 75 per cent of practitioners are familiar with PERS. Moreover, general practitioners reported thinking that their older patients feel mostly positive towards PERS, but when they were asked what proportion of older patients they discuss PERS with on a monthly basis, their response was only about one in six.²¹⁵ Finally, cost and feasibility may be barriers to the widespread adoption of certain practices or technologies; these issues must be further considered when determining how to promote the broader uptake of promising technologies or practices that can better enable AIRP.



Supporting People's Activities of Daily Living at Home

Activities of Daily Living (ADLs) are essential and routine tasks that relate to a person's ability to care for themselves and that reflect their functional abilities, such as personal care, cooking, cleaning and transportation. When older adults are unable to accomplish ADLs independently — due to frailty, disability or other health conditions — this can lead to unsafe conditions and a poorer overall quality of life. Canadian research shows that among older adults, both frailty and disability significantly increase the risk of LTC home placements and hospitalizations.^{216,217} In addition, evidence suggests that older adults who have inadequate access to support to help manage their ADLs are not only more likely to be institutionalized, but ultimately end up requiring more health care resources.^{218,219,220}

While Canadians today are living longer than ever before, a large proportion of their later years will be spent living with disabilities. In fact, while gains in life expectancy among Canadian men have been partially due to the addition of healthy years, a larger part of the increase has been in disabled years.²²¹ Among Canadian women, gains in life expectancy have been driven almost completely by increases in disabled years.²²² This means that older Canadians are now spending more years facing challenges in managing their ADLs.

Research shows that in addition to older adults, disability rates may also be increasing among Canadians in mid-life.²²³ This could lead to more Canadians requiring additional assistance in the future, as both the percentage and number of Canadians living with disabilities will increase. As such, supporting the health and well-being of older Canadians, and thus their ability to live independently in their own homes, will increasingly depend on the availability of interventions that improve accessibility and support those living with a disability.



Pillar 2: Strengthening Home and Community-Based Care and Supports for Unpaid Caregivers

Improving the Provision of Home and Community- Based Care

Canada's care systems have not kept pace with the evolving needs of its population, remaining ill-equipped to treat older patients with complex care issues and struggling to adequately care for the country's growing number of older adults. Across levels of government, the response to the ageing of the population thus far has largely focused on expanding institutional care, resulting in significant gaps and shortages in other types of care that better meet the needs of older adults, such as home and community-based care.

Home and community-based care refers to care provided in home-based settings rather than in a hospital or LTC home, and which allows individuals to remain independent in the community.²²⁴ Broadly, home and community-based care services can be grouped into two types of care and support: **home care** and **home support services**.²²⁵ The main distinction between the two is that home care services principally focus on health care services provided by trained professionals, while homesupport services often refer to those that support older persons with their ADLs and functioning. Home care services include a wide range of services, such as palliative care, therapy and rehabilitation, and nursing care. These services help meet medical

needs and many (but not all) require licensed health care professionals such as nurses, occupational therapists and dieticians.^{226,227,228} Homesupport services include non-medical services related to personal care, housekeeping and meal preparation.^{229,230,231} Home care and homesupport services are supplemented by community-based support services, such as adult day programs, meal services, transportation, home maintenance, and companionship and recreational programs to help older adults engage with their social and physical environments.^{232,233,234} Therefore, while home care services assist with older adults' medical, physical and mental health needs, home and community-support services better address the social aspects of one's health and well-being.²³⁵

As a country, Canada currently does not prioritize home and community-based care, with LTC expenditures disproportionately being devoted to institutional care. However, LTC expenditures vary substantially across Canada's provinces and territories in the amount spent per capita and the proportion of spending allocated to home and institutional settings. Quebec spends the least on home and community-based care (\$247 per capita), while Newfoundland and Labrador spends the most (\$624).²³⁶

In addition to improving quality of care, strengthening home and community-based care would also have significant economic advantages. The current prevailing policy



focus on institutionalized care has led to inappropriate and costly utilizations of resources. For example, on any given day, thousands of Canadians occupy beds in expensive hospital settings as “alternate level of care” patients while they wait for a more appropriate care setting to become available. Recent estimates from CIHI suggest that in 2019-20, one in 11 hospital patients had their hospital stay extended until home care services were available, with more than half of them being aged 81 years and older.²³⁷ A recent OECD analysis further showed that 20 per cent of Canada’s LTC expenditures are spent on housing people in publicly funded hospitals, owing largely to a lack of capacity to support these individuals with in-home services or in a LTC home (see **Figure 2**).

One Canadian study notes that the cost associated with Canadians receiving LTC services in publicly funded hospitals is at least \$2.3 billion each year.²³⁸

By contrast, in countries such as Denmark, a negligible portion of LTC expenditures is devoted to funding the provision of long-term care in hospitals.

Similarly, as noted earlier, two recent studies by CIHI show that between 11 and 30 per cent of older adults admitted to LTC homes across Canada could potentially have remained at home if adequate home and community-based care were made available.^{239,240} Thus, a substantial portion of Canada’s LTC population may not require LTC home level care but have likely been placed in such settings due to a lack of home and community-based care.

Home and community-based care has been shown to be far more cost-effective than providing equivalent care in hospitals and other institutional settings such as LTC homes.²⁴¹

Home care services such as early supported discharge programs, which shift care and rehabilitation services into a patient’s home, have consistently demonstrated their ability to reduce the cost of treating health issues associated with ageing, such hip fractures and strokes.²⁴² Studies have found that home care services were 40 to 75 per cent less costly than providing the same care in a LTC home.^{243,244} Even when factoring in the true costs of care from unpaid caregivers, home care is still less expensive to provide than institutional care and its related infrastructure costs.^{245,246} Re-orienting health care delivery towards more home and community-based settings can thus reduce costs stemming from unnecessary, expensive facility-based care.

Home care services have further economic advantages as they require fewer inputs to deliver the same quality of care compared to LTC homes or other institutional settings.²⁴⁷ This results in less waste and more time for health care providers to deliver additional services. For example, four health regions in British Columbia were examined over a four-year period. Two of the regions cut home care staff for people who were at the lowest level of care need, and the other two did not. In the regions that cut staff, the people no longer receiving home care cost the health care system an additional \$3,500 annually, due to increases in hospital visits and admissions to LTC homes.²⁴⁸



Home and community-based care has also been found to prevent adverse events and acute and chronic conditions, resulting in lower costs, fewer institutional admissions over the long-term, and freeing up additional costs that can be reallocated to patients with more complex care needs.²⁴⁹ Delaying placement in a LTC home for people who do not need that level of service — even by just one month — by providing them with appropriate support in the community would have profound implications for increasing overall system capacity when multiplied across an entire service population. Likewise, eliminating wait times in hospitals for home and community-based care would help reduce overcrowding and strains on the hospital system, and in turn help lower demands for budget increases from hospitals.²⁵⁰ Improved access to targeted home and community-based care thus has the potential to greatly improve the overall efficiency and quality of care for older persons.

What Initiatives Can Improve the Availability and Quality of Home and Community-based Care?

The health and financial implications of shifting resources from institutional LTC to home and community-based care will enable more older adults to age in the *right* place. Home and community-based care programs can also target the specific needs of older adults, including chronic disease management, dementia care and ADL support. Integrating evidence-based alternative models of care and policies into Canada's LTC systems could facilitate the shift from expensive institutionalized care towards more cost-effective home and community-based care.

Reablement

Home and community-based care could be expanded to include more preventive services, such as those targeting falls and chronic conditions. For example, “reablement” services help older adults with physical or mental limitations adapt to their conditions by learning or re-learning the skills needed to function in everyday life.²⁵¹ In taking a restorative approach to care, reablement programs have the goal of promoting and optimizing an individual's functional independence. Integrating reablement services into home care programs would help optimize the independence of older adults by ensuring they can effectively manage both the acute and gradual declines in function that commonly accompany the onset of frailty and old age. Thus, adapting home care programs to include reablement services could enable community-dwelling older adults to continue living in their own homes by encouraging them to develop the skills and confidence to complete their functional tasks independently.²⁵² Moreover, reablement services could be efficiently integrated into the delivery of home and community-based care in the Canadian context because such services can be successfully delivered by non-professional care providers, such as personal support workers and health care aides, in addition to therapists.

Internationally, several countries have implemented a deliberate reablement policy approach in their delivery of home and community-based care, enabling restorative care to become a key feature of their programs. For example, in Denmark,



municipalities are required by law to assess whether an older person who is receiving home care could benefit from a time-limited reablement program adjusted to their needs and capabilities.²⁵³

Home-based Primary Care

Similarly, home-based primary care (HBPC) interventions, which are designed to support homebound individuals with multiple chronic health issues, could also be integrated into home and community-based care. Such programs could help address the ongoing care needs of older adults who cannot easily access office-based primary care. HBPC programs use integrated interprofessional primary care teams, which may include geriatricians, nurse practitioners, physiotherapists and general practitioners, to provide the care homebound individuals need directly in their own homes.²⁵⁴ Other common components in most of these programs are weekly interprofessional care meetings, comprehensive geriatric assessments, and after-hours telephone supports.²⁵⁵

A growing body of evidence demonstrates that HBPC programs for community-dwelling, homebound older adults not only reduce hospital admissions by 23-31 per cent, but also LTC home admissions by 10-25 per cent.^{256,257,258}

An evaluation of the United States' Independence at Home Demonstration Project also found that HBPC reduces LTC home utilization and costs.²⁵⁹ This was because HBPC program recipients had lower expenditures in services from skilled nursing facilities (SNF), temporary residences for those undergoing rehabilitation treatment, both during the first and second year since starting HBPC compared to those who didn't use HBPC services, with reductions in expenditures ranging from \$365 in the first year after starting HBPC to \$135 in the second year.²⁶⁰ Such differences were most evident in end-of-life expenditures among those who died during the 24-month study period, with reduction in SNF expenditures being more than \$1,500 for HBPC recipients.²⁶¹

LTC Home Alternative Models of Care

Integrating care models and policies focused on improved co-ordination of services could also help strengthen home and community-based care for older Canadians and further reduce LTC home admissions. For example, the United States' Program for All-Inclusive Care of the Elderly (PACE) provides a broad range of co-ordinated and tailored services to help individuals stay in their homes and communities.²⁶² This is achieved through an interdisciplinary team of support-service providers and clinicians who provide care through adult-health day centres and in-home services as required.²⁶³ The team completes participant assessments, co-ordinates 24-hour care, and conducts care planning.²⁶⁴ First developed in San Francisco, the PACE program has since spread to more than 133 organizations across 31 states.²⁶⁵ Numerous studies have shown the PACE model successfully reduces hospitalizations



and LTC home admissions and enables more older adults to live in their own communities despite experiencing increased cognitive and overall impairment.^{266,267,268,269} In fact, one study indicated that after three years, only 15 per cent of participants ended up in LTC homes.²⁷⁰

Community Care Navigator Roles

Another approach is to implement community care navigator roles. While Canada currently has co-ordinators for various types of home and community-based care, they sometimes fail to provide a holistic perspective when it comes to helping older people and their families navigate the full spectrum of available care and support options to facilitate AIRP. To address this, several countries have introduced community care navigators to identify and manage the care journeys of older adults. For example, Japan and Taiwan have care-plan managers who are responsible for co-ordinating care for individuals within communities.^{271,272} Generally, care navigators assess the care needs of older adults, develop and modify their care plans based on individual care needs, and find and contract the appropriate care providers to deliver care based on the preferences of the older adults. Care navigators work continuously with older adults, ensuring that they are always receiving the right care in the *right place* at the right time. They can also co-ordinate and design preventive care plans for older adults, reducing the need for more intensive or institutional forms of care in the future.

Taiwan's advanced care co-ordination program is known as the "ABC" program. The program leverages care networks consisting of home and community-based care providers that are co-ordinated by care navigators. The network is divided into a three-tier "ABC" system.²⁷³ Care navigators evaluate older adults, identifying their level of care needs and connecting them with the necessary service providers within their networks (Part A). Service providers then provide clients with the required care (Part B). The care providers and care navigators continuously collaborate on the client's care plan and search for ways to keep them engaged in their communities.²⁷⁴ Adopting a network-based, care navigator-centric approach to the care of older adults has the potential to improve co-ordination, continuity and suitability of care across Canada. Including community engagement as one of the core responsibilities of community care navigators could also reduce social isolation and loneliness among older adults.

Financially Supporting an Individual's Future LTC Needs

Ensuring that older Canadians can access home and community-based care that adequately meets their needs requires solutions to address the growing pressures on both the publicly funded LTC system and Canadians' ability to finance their LTC needs. Already, more than 430,000 adult Canadians are estimated to have unmet home care needs, of whom more than 160,000 are aged 65 years and older — the equivalent of 2.8 per cent of the Canadian population over 65.^{275,276}



Moreover, many Canadians are forced to rely on private-pay care solutions. Estimates suggest that only 52 per cent of Canadians have their home care services funded solely by public sources, while roughly 35 per cent pay for them out-of-pocket or via insurance coverage.²⁷⁷

At the same time, home care services are becoming increasingly unaffordable. The estimated cost of private home care services can range from \$1,000 to \$3,500 per month. In Ontario, the cost of home care for clients with complex care needs requiring 24/7 support can reach up to \$25,000 per month.²⁷⁸

A person relying on the average Canada/Quebec Pension Plan (CPP/QPP) payment, plus Old Age Security (OAS) and Guaranteed Income Supplement (GIS), will only receive around \$1,730 per month.²⁷⁹ The reality is, Canadians have always been responsible for saving money to support their own retirement. Workplace pension plans have historically helped to fill this gap, but nearly two thirds of Canadians do not participate in a workplace pension plan,²⁸⁰ and the overall median value of retirement assets among Canadians aged 55-64, without a workplace pension plan, is just over \$3,000.²⁸¹

The growing number of older adults who will need care — combined with a shortage of publicly funded LTC beds, increasing life expectancy and a projected decline in the availability of unpaid care from family members — means that Canadians will need financial solutions to cover the costs of their

future LTC needs. From a personal financing perspective, one solution available to all working Canadians that can help boost income in later life is to delay claiming their benefits from the Canada Pension Plan (CPP) or its Quebec counterpart, the Quebec Pension Plan (QPP). CPP and QPP provide a worry-free monthly payment in retirement that keeps up with inflation and pays out for life, but Canadians are not required to begin receiving CPP/QPP benefits as soon as they retire. Benefits can be taken as early as 60 or as late as 70 years of age, and the benefit amounts are adjusted according to the age of the individual when they start receiving payments. Delaying CPP/QPP benefits until after the age of 65 years comes with a sizeable financial advantage.²⁸² If benefits start after 65, payments increase by 8.4 per cent per year up to a maximum of 42 per cent at age 70 (after which there is no additional advantage to delaying benefits).²⁸³ By contrast, for every year of uptake before age 65, benefit payments decrease by 7.2 per cent per year up to a maximum reduction of 36 per cent at 60 years of age. A recent NIA report concluded that for Canadians who can afford it, delaying CPP/QPP is an advantageous financial strategy for enhancing lifetime retirement-income security.²⁸⁴

Canadians can also defer their Old-Age Security (OAS) benefits. OAS becomes available at age 65 but older Canadians can defer their payments for up to five years in exchange for monthly payments that are 0.6 per cent higher for each month of deferral, up to a maximum of 36 per cent at age 70.²⁸⁵ Moreover, the Canadian government recently increased OAS payments by 10 per cent for Canadians aged 75 years and older.²⁸⁶ This increase has made delaying



OAS until age 70 even more financially rewarding, offering ageing Canadians another potential financial solution to help cover the costs of their future LTC needs.

Private LTC insurance (LTCl) is another option for Canadians, although the sustainability and affordability of such programs are challenges due to adverse selection, which leads to market failure. Private insurers struggle to offer affordable LTCl premiums because of both the small pool of individuals who can afford it and the high probability that the insured will require services. The small selection pools have forced insurers to raise their premiums, making private insurance even more unaffordable and further decreasing the potential pool of individuals for whom private LTCl is a viable option.

Private-market financial products that can help Canadians finance their future LTC needs work by pooling retirement savings in a way that maximizes ongoing, secure income for life. For example, a new and promising solution is Dynamic Pensions (also known as Variable Payout Life Annuities, or VPLAs) — a new type of financial product that aims to provide older Canadians with higher expected lifetime income while also protecting them from running out of money.²⁸⁷ These financial products can be a vehicle for secure lifetime income at advanced ages — a time when individuals may face chronic health conditions, widowhood, depletion of financial savings, fixed retirement-income erosion from compounding inflation, and declined cognitive abilities that may make it difficult to manage their financial affairs.²⁸⁸ Higher, more secure late-life income would enable more older Canadians to maintain their living standards and sustain enough income for expenses from declining health — especially the LTC services many will need, whether in LTC or retirement homes or through home and community care services.²⁸⁹ It also gives older Canadians unlimited flexibility in choosing the care they desire — whether it be to pay for formal care services or to compensate a family member for their traditionally unpaid assistance.

In 2018, a coalition of retirement income system experts, seniors' advocates and organizations came together to ask the federal government to amend the Income Tax Act to allow for Dynamic Pensions.²⁹⁰ The government responded in Budget 2019 by announcing the intention to pass federal legislation that would enable VPLAs,²⁹¹ and the Income Tax Act was amended in 2021 to allow for VPLAs. More recently, the





government announced in its 2022 budget its intention to amend federal pension legislation to introduce a framework for VPLAs.²⁹²

A number of countries with LTC pressures similar to Canada's have tackled these challenges by establishing national LTCI programs, including Germany, Japan, the Netherlands, South Korea, Taiwan and most recently and the US state of Washington. These programs are primarily funded through social contributions at the national level, with supplemental revenue generated from co-payments and/or general taxation, and guarantee a specified level of service and financial coverage in return. By collecting premiums from a national population, a national, public LTCI program collects revenue from a large population pool and redistributes the potential risks and costs of future LTC services across the population. This better protects individuals financially by subsidizing the risk of high LTC utilizers against the risk of low LTC utilizers, leading to a more sustainable financing mechanism and more equitable access to LTC services. A national LTCI program would also avoid the problem of adverse selection.

It is important to note that national LTCI programs are not meant to reduce overall LTC costs, but to address the increasing need for LTC services from a rapidly ageing population by guaranteeing a level of LTC service and financial coverage. However, this is a solution Canada may have the capacity to implement. Canada already uses both general taxation and social contributions — the financing methods commonly used to generate revenue for national LTCI — to fund other national and provincial programs, including

Medicare and CPP/QPP.²⁹³ It could therefore earmark revenue from these sources at the national and/or provincial levels to cover unpredictable future LTC needs.

Such a program also could represent an opportunity to establish a new social contract between governments and Canadians that helps to more clearly establish an individual's expected contributions towards their future possible LTC needs, and the LTC benefits and financial level of protection that will be provided in return. It also could have the benefit of building in defaults that incentivize home and community-based care over care in LTC homes. In South Korea, for example, co-payments are lower for a home care option than for a LTC home option. Establishing a national LTCI program could also be a key way to encourage the greater standardization of LTC policies and programs across Canada. However, it is important to note that while Canada may have the capacity to implement a national LTCI program, it first needs to determine if this would be the best way to help Canadians manage their future LTC demands.

Whether the provision of publicly funded LTC services continues to be funded in Canada through general taxation, a new social insurance program or another mechanism, it is very clear that additional forms of revenue will be needed to ensure appropriate annual LTC expenditures can occur to better meet the needs of Canada's ageing population.



Interventions to Support Unpaid Caregivers

In Canada, family and friends are the greatest source of ongoing care for older people. Unpaid caregivers play a vital role in supporting older Canadians to age in their own homes and communities and ensuring the overall sustainability of the health care system. This is because they provide alternatives to costly facility-based care by supplementing the limited care currently available through the publicly funded home and community care systems.

Based on data from 2019, the NIA estimates that about 75 per cent of the home care supports older Canadians received was being provided for free by their family members.²⁹⁴

The NIA also estimates that, based on an assumed cost of \$30 per hour (\$18 for salary and \$12 for overhead costs), unpaid caregivers provided just under \$9 billion in additional free care to Canada's publicly funded health care systems.²⁹⁵ As the number of older Canadians with chronic health conditions increases in the coming years, unpaid caregiver support will become even more important. The number of older Canadians who will require the support of unpaid caregivers is projected to more than double by 2050, from 345,000 to 770,000,²⁹⁶ with the estimated cost of home care provided by unpaid caregivers expected to

increase to at least \$27 billion.²⁹⁷ Yet the NIA has also projected that due to declining birth rates, there will likely be 30 per cent fewer close family members (e.g. spouses, adult children) and friends available to provide unpaid care in 2050. Moreover, those who are available will need to increase their efforts by 40 per cent to keep up with care needs on account of fewer available caregivers per older adult.²⁹⁸

Since this data was compiled in 2019, the pandemic has accelerated the cost of labour. The current cost of an hour of care may be \$35, if not higher, with the federal government recently pledging to guarantee workers a minimum wage of at least \$25 per hour.²⁹⁹ Therefore, assuming an hourly rate of \$35, the 2019 value of unpaid caregiving, around the home care supports older Canadians are being provided for free by their family members, in today's dollars is approximately \$10 billion, with a projected future value of more than \$30 billion by 2050.

While unpaid caregivers save Canada's health care systems billions of dollars annually by providing a higher level of care and independent living options for older people, this support has unfortunately come at a considerable cost to the caregivers themselves. Unpaid caregivers face an enormous toll on their personal health, well-being and finances, including lost wages, lower retirement income and caregiver burden and distress. For example, a 2020 CIHI report found that a third of caregivers experience distress, up from 16 per cent in 2010.^{300,301} Numerous studies have demonstrated that the burden and distress experienced by unpaid caregivers often increases the chances of care recipients



being admitted into a LTC home.^{302,303,304} One study found that when caregivers are highly stressed, the chances of LTC home admissions within one year increased by 13.4 per cent, and within two years by 17.5 per cent.³⁰⁵ In Canada, estimates from CIHI suggest that approximately eight per cent of Canadian LTC home admissions among publicly funded home care recipients are due to caregiver distress. The current level of support provided by unpaid caregivers is likely unsustainable, and will only lead to higher rates of institutionalization among older adults.

While the federal, provincial and territorial governments have introduced a variety of financial and other supports for unpaid caregivers over the last decade, there remains a need for more interventions that equitably acknowledge the needs of unpaid caregivers and the value of their unpaid labour. Financially, some provinces offer refundable tax credits for unpaid caregivers, while most Canadian jurisdictions and the federal government only offer non-refundable tax credits that are treated as income.³⁰⁶ The federal government introduced the Canada Caregiver Credit in 2017 — meant to be a more accessible tax credit — which provides eligible unpaid family caregivers approximately \$7,000 in tax relief. However, to be eligible for this non-refundable credit, caregivers must be employed or earning a sufficient taxable income through other sources.³⁰⁷ The credit also fails to consider the increasing unpaid caregiving contributions of non-relative friends and neighbours. Therefore, financial assistance barriers remain a reality for many low-income unpaid caregivers, as well as those who are not direct family members. However, some provinces have

implemented targeted initiatives that address these gaps, such as Nova Scotia's caregiver benefit for low-income unpaid caregivers and Quebec's refundable caregiver tax credit.

In addition to financial supports, provinces and territories also provide non-financial supports for unpaid caregivers. However, there is currently no process for unpaid caregivers to have their needs recognized and formally assessed separately from the care recipient, and no national minimum standard of services and care that unpaid caregivers and their care recipients can expect to receive.³⁰⁸ In addition, while all provinces and territories provide some form of respite supports for unpaid caregivers, the availability, levels of support and eligibility criteria for these services are not standardized and vary greatly across Canada.

Better caregiver supports and interventions are needed to mitigate arguably the largest risk to the Canadian LTC system: the unsustainability of Canada's unpaid caregiving support system, which currently delivers 75 per cent of home care hours, and is under threat owing to changing demographics, socio-economic practices and caregiver distress. The collapse of unpaid caregiving would result in a downward spiral of poorer health outcomes among older Canadians and more and earlier admissions to LTC homes.



Better recognizing and supporting unpaid caregivers not only has the potential to preserve a practice that is under severe threat, but can also support ageing Canadians to remain in their homes and communities longer. Interventions to address the economic security of unpaid caregivers, as well as non-financial interventions to support their overall well-being and quality of life, are critical to enabling AIRP.

What Interventions Can Help Better Support Unpaid Caregivers?


Financial Supports

Existing evidence demonstrates that financial support for unpaid caregivers can significantly protect against both caregiver distress and LTC home admission rates.^{309,310} One study found it can reduce the probability that their dependents will be admitted to a LTC home by as much as 56 per cent.³¹¹

Evidence about the impacts of non-financial caregiver interventions on caregivers and LTC home admissions has been more mixed. Non-financial interventions include more caregiver education and training, as well as access to more supports that provide home care, respite care and access to adult day programs to decrease caregiver burden.^{312,313} The existing body of evidence shows that psychosocial interventions for unpaid caregivers can effectively reduce caregiver distress, depression and psychological morbidity, and improve caregivers' quality of life.^{314,315}

Non-financial Supports

Evidence on the effectiveness of non-financial caregiver interventions in preventing transitions into LTC homes has also been somewhat varied. For example, while respite services are understood to be very important to support the health and well-being of unpaid caregivers,³¹⁶ a systematic review found that adult day services were effective in reducing caregiver burden but hastened rather than delayed LTC home admissions.³¹⁷ Nevertheless, other non-financial interventions have been found to successfully reduce LTC home admissions, including caregiver education, counselling or support groups, community care co-ordination, and multi-component interventions.^{318,319,320,321} Successful interventions have been characterized by elements such as involvement of both caregiver and care recipient, continued support to caregivers, intervention flexibility, and meeting a variety of caregivers' needs.^{322,323}



Pillar 3: Developing More Accessible and Safer Living Environments

The environments in which older Canadians live and engage must be designed to better accommodate and address the physical and cognitive limitations that often lead to unnecessary institutionalization. The NIA's National Senior Strategy and the WHO's Age Friendly Cities initiative both highlight the importance of "enabling the creation of age-friendly physical environments and spaces"³²⁴ through creating more affordable, safe and accessible housing and transportation options. Indeed, well-designed transportation and housing services are both critical factors for enabling AIRP.

Providing Safe, Accessible and Supportive Housing

The Canadian Mortgage and Housing Corporation (CMHC) has defined acceptable housing as being adequate, suitable and affordable. Housing is adequate when it requires no repairs, suitable when it has a sufficient number of bedrooms, and affordable when it costs no less than 30 per cent of the resident's income before tax. CMHC deems housing up to standard when all three criteria are met.³²⁵ A Government of Canada report assessing the housing needs of older adults using the CMHC definition of housing added three additional criteria for acceptable housing: adaptability, accessibility and safety.

A recent report by SE Health on behalf of the CMHC National Housing Strategy Solution Lab estimated that 65 per cent of older Canadians are in the "missing middle" of housing options, meaning they have "few or no housing options that meet their financial, medical, functional and personal preferences and needs."³²⁶

In 2019, 24.9 per cent of older adults lived below the CMHC standard of acceptable housing. Among these individuals, 19.4 per cent lived in unaffordable housing, 2.6 per cent lived in inadequate housing, and 2.6 per cent lived in unsuitable housing. Single older adults were most affected, with 42 per cent living in substandard housing. Further, older women living with a disability were more likely than men to be impacted by housing issues (24 per cent compared to 20 per cent).³²⁷ Even in the midst of increased public investment in accessible housing,³²⁸ there continues to be high demand and long wait times.^{329,330} CBC News recently reported that in British Columbia alone, there are 3,996 people living with disabilities waiting to find an accessible home.³³¹



It is well documented that the accessibility of an older adult's home environment impacts their ability to age in the *right place*.^{332,333,334} There are various terms used to describe accessibility, but many share the underlying principle of improving the design of homes to meet the diverse needs of residents.³³⁵ One commonly cited concept is universal design, which refers to principles that make environments accessible for any individual regardless of age, size or disability.³³⁶ The seven universal design principles are: "equitable use, flexibility in use, simple and intuitive use, perceptible information, tolerance for error, low physical effort, and size and space for approach and use."³³⁷

Home modifications to support AIRP can be major or minor.³³⁸ Accessibility can be improved by making physical alterations to improve the functionality and safety of homes, such as removing hazards, installing assistive devices, moving bedrooms and washrooms to the main floor or widening doors.^{339,340} Based on the Canadian government's expanded criteria for adequate housing, a quarter of older adults in Canada had challenges with at least one cognitive or physical limitation that made their housing inadequate. Many older Canadians live in older homes, typically built between 1960 and 1990, which frequently lack design features that accommodate the needs of older adults, such as ramps, appropriate lighting and adaptations for mobility-enhancing technologies such as motorized scooters.³⁴¹

Inaccessible housing may also create safety hazards: 50 per cent of falls among older adults in 2014 were found to have occurred at home, with building and furniture design cited as main risk factors.

Risk factors for falls further extend out to the community, with poor stair design, lighting, handrails, and sidewalk issues also contributing to falls among older adults.³⁴²

There is limited research on the impact of home modifications on older adults in Canada, but multiple international studies have been conducted on this topic. A systematic review of accessible home environments for people with functional limitations by Cho et al. (2016) found that mobility devices reduce the risk of adverse events and promote well-being. Two Australian studies have demonstrated how home modifications can reduce falls. One conducted a randomized control trial, finding falls to be significantly lower over a one-year period for participants who implemented home modifications suggested by an occupational therapist than for those who did not.³⁴³ The second study found that older adults who live in houses with more environmental hazards — such as poor lighting, lack of handles and rails, and slippery flooring — are at nearly triple the risk of injury.³⁴⁴ The same study also found that having more than five hazards and less frequent home visits by health care providers was associated with a higher rate of accidents and falls.



A person's ability to maintain their home is also an important dimension of AIRP. Maintenance tasks can include vacuuming, tidying, changing bed sheets, doing laundry, mowing the lawn and cleaning gutters.

Currently there is a lack of Canadian-specific research on adults' ability to maintain their homes as they age. However, a longitudinal study from the United States found that in the previous two years, only 13 per cent of older adults were able to perform physical alterations inside their home, eight per cent performed maintenance tasks, and 22 per cent performed major repairs.³⁴⁵ These results show that older adults' ability to maintain their houses declines as they age, especially as many older Canadians live in older homes that will require greater upkeep and alterations in order to support AIRP.

However, an older adult's inability to maintain their home should not be the primary reason they can no longer age at home. Instead, older adults should have access to the supports they need to either fulfil these tasks or find a home that requires less maintenance. Such support would help to keep older Canadians out of institutional care settings like LTC homes and improve their overall health and well-being, while reducing public and personal costs in the short- and long-term.

What Initiatives Can Provide More Accessible and Safer Housing?

Accessible design features and principles are being implemented across Canada.^{346,347} Canada's National Housing Strategy has adopted a human-rights based approach, committing to improve access to affordable, accessible housing for

Canadians experiencing a disability. Under the strategy, 20 per cent of newly built units must meet accessibility standards, meaning they are barrier-free or use universal design principles.³⁴⁸

The CMHC, which shares responsibility for the National Housing Strategy, has found it is most cost-effective to implement universal design principles at the time of construction.^{349,350} CMHC and the National Housing Strategy Solutions Lab provide information for homeowners and builders on a number of accessible home options, including: adaptable housing, which can be altered over time to address changing needs, such as adding extra apartments or reallocating living spaces; information for homeowners and builders on how to modify homes for accessibility; homeowner guidance on how to select a contractor; and specific modifications to help older adults living with dementia.^{351,352}

There are also some local examples of efforts to improve access to accessible housing. The town of Caledon, Ont., implemented a universal design policy as part of its Adults 55+ Strategy Plan, requiring that any developers who are planning to build a new subdivision "must include at least one floor plan model that incorporates universal design features to receive draft plan approval from the municipality."³⁵³ In British Columbia, the SAFERhome Standards Society has partnered with the province's social housing agency to review the accessibility of all public housing units built after 2019 and certify those that meet its accessibility standards.³⁵⁴



Examples of Housing Models to Support Ageing in the Right Place

Supporting older Canadians to age in the *right place* requires developing innovative housing models and infrastructure that support their independence, safety, health and social well-being. Some of the innovative models that have been piloted across Canada include Naturally Occurring Retirement Community (NORC) programs, HomeSharing and co-housing.

Naturally Occurring Retirement Communities (NORCs)

NORCs are communities that over time come to house a large proportion of older adults.^{355,356} NORCs do not have consistently agreed-upon parameters; however, they usually exclude communities purpose-built for older adults, such as LTC or retirement homes. NORCs have been used to support the delivery of programs that integrate health, social and physical services, often with the goal of supporting older adults to age in place.^{357,358} A key aspect of NORC programs is that they tend to include intentional opportunities for older adults to inform what types of programs and services are needed in the community.^{359,360,361}

There are several examples of NORC programs in Canada. In 1996, the first documented NORC program in Canada, the Cherryhill Healthy Ageing Program, started as a pilot in London, Ont.³⁶³ The program aimed to enable the significant population of older adults living in the 13-building community to age in place by providing an integrated health, resident-led model of support services.^{363,364} When the program started, 85 per cent of

residents were older adults and many of them had unmet health care needs, experienced social isolation, and had varying degrees of cognitive or memory impairment.³⁶⁵

The Cherryhill NORC program consisted of a health information centre, preventive and clinical health programs and program innovation and research activities.

The Oasis Senior Supportive Living NORC model was led by the Frontenac Kingston Council on Aging in an apartment building in Kingston, Ont., in 2009 and has recently expanded across Ontario and into British Columbia.^{366,367} The Oasis program includes catered and communal meals, social activities, exercise programs, a program co-ordinator and a participatory decision-making model to support their activities.³⁶⁸

HomeSharing

HomeSharing is another innovative living arrangement that allows two or more people who are typically not related to live together in the same residence under a mutually beneficial arrangement. A typical HomeShare arrangement provides each person with their own private space and a shared common area. Landlords can continue living in their own homes while tenants pay them a subsidized rent in return for specified, regular support activities such as household maintenance and groceries. HomeShare Programs have been established in Alberta, Newfoundland and Labrador, Quebec and Ontario, and a new non-profit organization called CanadaHomeShare is looking to create more HomeShare programs across Canada.³⁶⁹



Co-housing

Co-housing is designed to provide a group of individuals with a home that includes communal spaces, shared activities, and private bedrooms and bathrooms.³⁷⁰ The goals of co-housing projects are often to reduce cost of living while providing opportunities for social interactions and support. Many co-housing models involve residents in designing and implementing the community.³⁷¹ An example of co-housing in Canada is the Abbeyfield model. There are 19 Abbeyfield Houses across Canada, which consist of a household of up to 15 low-income older adults whose daily activities are supported by a house co-ordinator.³⁷² A recent qualitative study of older adults living in co-housing communities across Canada found that the model offered social support and was able to adapt social activities during the COVID-19 pandemic, and stressed the importance of this model in creating supportive and sociable communities.³⁷³

Providing Accessible Transportation Services

Transportation is a key factor for enabling AIRP, as it ensures that older persons can continue to access essential services and maintain an active role in their communities. An inclusive transportation system can allow for more seamless movement between locations and transportation nodes, so that all people can reach their desired destinations without interruptions or limitations.³⁷⁴ Moreover, an inclusive transportation system accommodates the needs and preferences of older adults, which can vary by location, income level and physical and cognitive health status.

Older Canadians use transportation for several reasons, most commonly for reaching appointments and visiting with family and friends. In Canada, on a weekly basis, 81 per cent of older adults aged 65-84 years use some form of transportation for scheduled appointments, and 60 per cent use transportation to visit family and friends.³⁷⁵ The majority of older adults prefer to use cars for these trips, as a 2012 Statistics Canada report found 61 per cent of older adults aged 65-85 years cited their own vehicle as their preferred method of transportation. The report also found that older Canadians tend to reside in areas where cars are the main form of transportation, thus driving or being a passenger in a car have become their primary method for getting around their communities.³⁷⁶ A comparatively low proportion of the older adults use public transit or walking. Only 6.8 per cent of older Canadians aged 75 to 85 years use public transit as their main form of transportation, and only 3.6 per cent reported walking or biking. More specifically, only 18.5 per cent of Canadians aged 75 to 85 years reported using public transit in the past month, while 31.1 per cent reported walking or biking. Despite these findings, it is important to consider older Canadians' transportation preferences will evolve as newer generations age.

As the average older person stops driving approximately 10 years before they die, they must rely on others to drive them, or have access to other practical ways to get around their communities, in order to age in the *right* place. A lack of transportation options can limit a person's social participation, lead to social isolation and loneliness,^{377,378} and in turn negatively impact their overall health and well-being.³⁷⁹



Older women are particularly vulnerable, as they are less likely to have a driver's licence or be able to access public transit.³⁸⁰ The latter issue may be related to both safety concerns and the fact that older women tend to experience more late-life poverty as they age, which can further limit their ability to do drive a personal vehicle. Transportation was the primary reason Canadian women aged 85 years and older reported not being able to participate in social activities after having health problems.³⁸¹

Another vulnerable group is older Canadians living in rural and remote areas.³⁸² The low density of suburban and rural areas makes establishing public transportation systems a challenge.³⁸³ Many rural areas have limited alternative transportation options, such as public transit or taxi services,^{384,385} or no alternative options at all.³⁸⁶ Forty-nine per cent of older Canadians in rural areas report not having access to inclusive transportation.³⁸⁷ This means the loss of a driver's licence is often "life-changing" for rural-dwelling older adults.³⁸⁸ Many rural communities are far from the urban centres where they access essential amenities and services, which amplifies the loss of nearby services,³⁸⁹ and a lack of transit between urban and rural areas can be an additional challenge.³⁹⁰

For example, in rural and First Nations communities in British Columbia, persons with disabilities face gaps in access to taxi services or free transportation.³⁹¹ Existing public services may have limitations, such as the Health Connections bus — a subsidized service that provides transportation for rural residents to travel to health services, but only runs two days a week and must be booked

two days in advance. In Mirza and Hulko's qualitative study of rural-dwelling older adults in British Columbia, the authors found that accessing health care was emotionally and financially challenging due to limited or non-existent transportation options. In another study of older adults living in rural communities outside of Hamilton, Ont., most participants reported having few or no transportation options outside their own vehicle. There was a lack of safe and accessible infrastructure for walking or biking, and it was expensive to use taxis or rideshare services.³⁹² In a study of rural Ontarians, asking for rides from friends or neighbours was identified as a primary means to attend social events, as the loss of a personal vehicle or a lack of financial means to pay for private transportation otherwise restricted access to age-friendly programs or events.³⁹³

Access to affordable and accessible transportation services impacts where older people can live. One study on the impact of driving status and LTC home admissions noted that both former drivers and those who have never driven have a higher risk of entering a LTC home compared to current drivers.³⁹⁴ This likely reflects correlated causal factors, such as an individual's worsening health status or lack of financial resources preventing them from continuing to drive. Those who do not have any other drivers in their house were also more likely to enter a LTC home.³⁹⁵ Other research has also concluded that the need for transportation services or lack thereof plays a pivotal role in older adults having to move into LTC homes.^{396,397} Currently, however, CIHI is not collecting or reporting Canadian data to help determine to what degree a lack of transportation options influences LTC home admissions.



What Initiatives Can Make Transportation Services More Accessible?

While Canadian-specific research on access to transportation among older adults is limited, examples from comparable high-income countries can provide generalizable results that have implications for the Canadian context. A study in the United Kingdom that provided free bus passes to older adults found that free bus pass holders were 10 times more likely to use public transit than non-free bus pass holders.³⁹⁸ Another study looked at the effects of group travel instruction or transit-training programs for older adults, which also included having participants take a field trip to apply their new knowledge.³⁹⁹ Not only did this program lead to high participant satisfaction and the acquisition of new knowledge and skills, but it also led to higher public-transit usage for participants after completion of their training (44 per cent vs. 38 per cent).⁴⁰⁰

Improving Rural Transportation Supports

There have been a number of initiatives across Canada aiming to improve access to transportation for older adults and other residents of rural communities. For instance, the federal government recently pledged \$250 million over five years to support transit solutions for rural communities, with 10 per cent of that directed to Indigenous communities.⁴⁰¹ In 2010, Quebec started to fill gaps in rural public transit by improving co-ordination among the provincial

government, municipalities and transit providers, and requiring municipalities to develop transit options for people with disabilities, resulting in seamless transit between communities.⁴⁰²


There have also been community-driven initiatives to improve transportation options in Ontario. For instance, the Ministry of Transportation ran a pilot from 2014 to 2018 that provided funding to municipalities to partner with community organizations to improve transportation services.⁴⁰³ The pilot funded 22 programs, most of which provided a new service or enhanced an existing service and used vehicles that had no more than 10 passengers. Most of the programs were located in small- to mid-sized communities; 82 per cent provided services to older adults and 59 per cent offered services for people living with a disability. The pilot projects aimed to improve the flexibility of routes, improve capacity for services, and provide transportation for routes outside the community. Importantly, “12 pilots provided service to communities with no prior service.” The pilots showed improvement in transportation services, number of clients served per year and access to community amenities, including health care services and housing. Alternatives to public transit have also been explored. The suburban community of Innisfil, Ont., partnered with ride-sharing company Uber to subsidize its service as an alternative, less costly option to providing traditional public transit.⁴⁰⁴



Targeted Outreach and Education

There have also been local efforts to raise awareness about existing transportation services — more relevant in urban areas with public transit systems — or to educate older adults about the transition to other forms of transportation following the loss of a driver's licence.^{405,406} For example, the Hamilton Council on Aging has hosted a “Let's Take the Bus” information session for many years, helping older Hamilton residents understand the transit system and address safety concerns.⁴⁰⁷ At the University of Alberta, the Medically At-Risk Driver Centre conducts research and advocacy work to ensure transportation is safe for all Alberta residents. The centre also produced a detailed step-by-step toolkit to help urban and rural municipalities develop transportation options for older adults.⁴⁰⁸





Pillar 4: Improving Social Connections to Reduce Loneliness and Social Isolation

Ensuring that older adults can maintain relationships and social connections as they age is also critical to enabling AIRP. Meaningful relationships and consistent social engagement have significant implications for physical, emotional and mental health and well-being and play a vital role in overall quality of life. Yet older adults are vulnerable to diminishing social networks and less frequent social interactions as they age, leading to social isolation and feelings of loneliness.

Although often used interchangeably, social isolation and loneliness are related but distinct concepts. Generally speaking, social isolation refers to a measurable deficiency in the number of contacts, family or friends. Loneliness, on the other hand, is an undesirable internal experience; it is a person's emotional state when their social and intimate needs are unfulfilled.⁴⁰⁹ Whereas social isolation is the objective state of lacking connections, loneliness is a subjective internal experience. They are not the same because people can be alone and isolated yet not feel lonely, just as people can also have many relationships and frequent, regular contact yet still feel lonely.⁴¹⁰ Drawing a distinction between the two concepts helps remind us that subjective perceptions of social resources do not always reflect the actual social context.

Despite their distinctions, there are similarities in the predisposing factors and outcomes related to both social isolation and loneliness.^{411,412} Older adults are at higher risk of experiencing social isolation and loneliness due to the presence of more factors that can weaken social networks in later life. The ageing process is often characterized by multiple transitional life events such as retirement, widowhood, death of friends and relocation.^{413,414,415} Older adults also experience declines in health and functional mobility as they age, limiting the extent to which they can maintain or establish existing and new relationships. Certain sub-populations of older adults are at greater risk for experiencing loneliness, including those with health issues (e.g. individuals living with dementia), low-income status, newcomers, unpaid caregivers and those identifying as 2SLGBTQIA+.^{416,417}

Demographic shifts such as decreased fertility rates, increased divorce rates and reduced intergenerational living arrangements are also making it increasingly common for older adults to have fewer family members to rely on, live alone and be more geographically separated than in past generations. These population-level changes may also contribute to increased experiences of social isolation and loneliness in later life.



Research has consistently shown that both social isolation and loneliness are associated with numerous negative health behaviours, including a lack of physical activity, smoking, drinking and an increase in consumption of psychoactive medications.^{4118,419} Studies have also linked social isolation and loneliness to a range of adverse health outcomes, including cardiovascular disease, dementia, mood disorders, depression, cognitive decline and malnutrition, metabolic disorders and multi-morbidity.^{420,421,422,423,424,425}

Perhaps most concerning, both social isolation and loneliness have been identified as significant independent predictors of premature mortality.^{426,427,428,429}

In fact, one prominent analysis found that the health effects of prolonged social isolation are equivalent to smoking 15 cigarettes a day.⁴³⁰

Social isolation and loneliness have been found to significantly increase the use of health care services among older adults. Loneliness has been found to be associated with more frequent physician visits and increased use of outpatient and primary-care services, even when accounting for overall health and health behaviours.^{431,432,433,434} Similarly, social isolation has been associated with increased hospitalization, ED utilization and risk of readmission to hospital.^{435,436,437,438} Studies have found that the negative health implications of social isolation and loneliness may also be contributing to excess health care

costs due to prolonged hospitalizations.⁴³⁹ Conversely, having a strong social support network has been associated with having fewer health problems and a lower level of health care utilization.⁴⁴⁰

Although there are few studies in the Canadian context, social isolation and loneliness have been determined to be key predictors of LTC home admissions.

CIHI's Seniors in Transition report (2017) found that older adults who live alone were twice as likely to enter a LTC home than those who lived with their primary caregivers.⁴⁴¹

Other studies have found that community-dwelling older adults who live alone have significantly higher rates of LTC home admissions, even after adjusting for other factors.^{442,443,444,445,446} In fact, some studies have indicated that between 19.9 and 26.5 per cent of LTC home admissions could be attributed to loneliness.^{447,448}

While the negative consequences of social isolation and loneliness are well documented within the existing literature, a lack of consistent definitions and measurement tools make it challenging to fully characterize the scope of the problem in Canada. Not only are the terms "social isolation" and "loneliness" used interchangeably in research, policy and the media, multiple definitions are regularly used for each. In addition, across disciplines and research contexts, various indicators and instruments are commonly used to measure each of these concepts (e.g. Lubben Social



Network Scale, UCLA Loneliness Scale).^{449,450} In Canada, data to understand these issues comes from a variety of population-based surveys which have diverse indicators for both concepts, and which are less likely to be inclusive of the entire older-Canadian population. This heterogeneity in definitions and measures makes it difficult to compare findings across studies, generalize conclusions, and accurately estimate how many older Canadians experience social isolation and loneliness.

Due to these limitations, current estimates of social isolation and loneliness in Canada vary widely. This makes it difficult to get a true sense of the issue among older Canadians. Reports from Statistics Canada estimate that 525,000 Canadians (12 per cent) aged 65 years and older feel socially isolated and more than one million (24 per cent) wish they could participate in more social activities.⁴⁵¹ Another Canadian literature review found that one in six older Canadians are socially isolated,⁴⁵² while estimates suggest that about 30 per cent of older adults in Canada are at risk of becoming socially isolated.⁴⁵³ In terms of loneliness, Statistics Canada's 2008-09 CCHS found that about 19 per cent of Canadians aged 65 years and older report feeling lonely. More recent estimates have found that about 25 per cent of older women and 20 per cent of older men report feeling lonely at least some of the time.⁴⁵⁴ Overall, the prevalence of social isolation among community-dwelling older Canadians appears to range anywhere from six to 43 per cent,⁴⁵⁵ while 10 to 50 per cent report feeling lonely.^{456,457,458}

Despite the range in estimates, it is clear that social isolation and loneliness have significant implications for the health and

well-being of many older Canadians. It is also clear that the COVID-19 pandemic has only exacerbated issues of loneliness and social isolation among older Canadians.

A recent NIA and TELUS Health (2020) survey found that 40 per cent of Canadians older than 55 years of age reported experiencing a lack of companionship and regular social connections with other people, especially during the COVID-19 pandemic.

Furthermore, 67 per cent of Canadians reported believing that a lack of social connection with other people negatively impacts their overall health and well-being.⁴⁵⁹ The growth of the ageing population will only increase the number of at-risk older Canadians.

What Initiatives Can Help Prevent and Address Social Isolation and Loneliness?

The Canadian government has made concerted efforts to raise awareness about and address social isolation and loneliness in Canada. One key initiative has been the New Horizons for Seniors Program (NHSP), which provides annual funding to for-profit and not-for-profit organizations to support projects that mitigate the risk of social isolation by promoting social participation, mentoring and volunteering. The NHSP's goals are to empower and encourage older adults to share their knowledge, skills and experience with others in the community, enhance social well-



being and community vitality, and address social inclusion.^{460,461} Since 2004, more than 23,600 projects have been funded.^{462,463} The federal government announced in its 2019 budget an additional \$100 million over five years for the NHSP,⁴⁶⁴ and added another \$20 million over two years in the 2022 budget.⁴⁶⁵ One example of a multifaceted initiative from the NHSP, Hamilton Seniors Isolation Impact Plan (HSIIP), has indicated both significant population-level outcomes and improvements in isolation among individuals.⁴⁶⁶

There have also been provincial efforts to fund organizations to create initiatives for older adults. One example is the Seniors Community Grant Program in Ontario, which supports hundreds of projects that support older adults' community involvement. Initially, the province committed \$3 million in 2019-20,⁴⁶⁷ but has increased it to \$6 million in 2022-23 to fund local projects through municipalities, community organizations and Indigenous organizations.⁴⁶⁸ The main interventions at the local level include physical or virtual contact programs, initiatives that build connections to the community, and programs that connect older adults to services and information.⁴⁶⁹

Health and Social Programming Interventions

It is not clear from existing research which interventions are most effective in either the short- or long-term, due in part to variability in measurement and lack of data. One type of health care intervention is "social prescribing," in which prescriptions are written for non-pharmacologic interventions such as engaging in social activities or

exercise.⁴⁷⁰ Studies have shown positive impact from such interventions, with a national social prescribing program being found to reduce loneliness and improve well-being and confidence.^{471,472} Other promising interventions include education and social activity groups, and programs to improve social skills, enhance social support, increase opportunities for social interaction and address deficits in social cognition.^{473,474}

Preventive Home Visits

Another initiative could be preventive home visits, such as those available to older adults in Denmark. Since 1998, Danish legislation has required annual preventive visits to be offered to all citizens aged 80 years and older, as well as those aged 65 years and older who are considered to be socially vulnerable.⁴⁷⁵ The purpose of these visits is to identify the need for assistance, prompt productive discussions about older adults' well-being and current life circumstances,⁴⁷⁶ and offer guidance about health and supportive services and activities that can help older adults maintain their social resources and functional capabilities.⁴⁷⁷ Denmark serves as an example of how political decision-making can lead to preventive approaches that effectively limit the number of older adults who become socially isolated and/or lonely, further supporting the ability of its older population to age in the *right place*.

Rapid Review of Ageing in the *Right Place* Services and Programs Across Canada

The NIA conducted a rapid review of existing programs and services to provide an overview of how well federal, provincial and territorial Canadian governments are supporting older Canadians to age in the *right* place across its four key pillars:

- 1. Promoting Preventive Health and Better Chronic Disease Management;**
- 2. Strengthening Home and Community-based Care and Supports for Unpaid Caregivers;**
- 3. Developing More Accessible and Safer Living Environments;**
- 4. Improving Social Connections to Reduce Loneliness and Social Isolation.**

While there is little consensus on what exactly constitutes a rapid review, they are typically conducted within a shorter timeframe, and thus employ a more streamlined search strategy to synthesize evidence. In this case, standard internet searches using the Google search engine were conducted, using search terms such as “seniors,” “older adults” and “ageing” to locate programs and services that targeted age-related issues. Across the four pillars, the NIA identified specific subsections of relevant programs and services that are key to enabling older Canadians to age in the *right* place. For each of the subsections, more specific terms were used to locate programs within each province and territory that fell within the scope of the respective subsection (e.g. “dementia prevention programs in British Columbia”). Our review focused primarily on

top search results (i.e. Google results that were displayed on the first page), with the exception of programs that were presented on government or organizational websites or those of other programs (i.e. one program linking or advertising related programs).

The scope for this rapid review was generally limited to Canadian websites. Any programs or services that were presented as documents (rather than as websites) were only considered if they were prepared after 2010. This search focused primarily on provincial- or territorial-funded programs and services. However, some well-established or exemplary regional programs (i.e. programs only available within a given city or region) that received provincial or territorial funding have also been included. The programs and services of interest were those providing relevant AIRP supports at little or no cost to older adults. Federal programs were also considered. The search was conducted in the spring and early summer of 2022.

While some programs identified during the search do not specifically target older adults, they were included in the rapid review if they clearly corresponded to the types of programs or services of interest under any of the NIA’s pillars and were available to older adults. The only exception was for Pillar 4 (Improving Social Connections to Reduce Loneliness and Social Isolation), which focused only on programs and services targeted to older adults. On the other

hand, apart from some programs targeting low-income individuals, the NIA did not include programs exclusively targeting specific groups such as Indigenous populations, rural populations and individuals with disabilities (except for the assistive devices and home modification programs subsection).

This rapid review therefore provides a high-level overview of how jurisdictions across Canada are addressing the four pillars based on publicly available information, and is not meant to be a definitive resource or a comprehensive or systematic review. A heat map summarizing its findings is presented to demonstrate how well each province and territory is doing in supporting AIRP initiatives. More detailed information about each of the programs identified during the rapid review can be found [here](#) on the NIA's website.

An important limitation of the rapid review is that was internet-based, meaning it may have missed important initiatives not advertised online. Moreover, because the search focuses on government programs, it does not cover the important work being done by charitable and non-profit organizations to support ageing Canadians. It is also important to note that some of the variation observed between the provinces/territories could be explained by their governments delegating responsibility for programs and services to regional health authorities or charitable organizations (i.e. Alzheimer Societies). Nevertheless, with the important role provincial and territorial governments have in promoting accessible and equitable services to their older populations, ensuring that there is some level of co-ordination at the provincial and territorial government level for these programs remains key.

A common trend that emerged during the review was limited availability based on location. Many programs are only offered in certain areas or regions — often highly populated urban centres. Further, across all four pillars, there were routinely fewer programs available in the territories. Nunavut appears to be especially lacking key services and programs. In comparison, Alberta, British Columbia and Ontario offer many programs for each of the sub-sections across the four pillars.

Pillar 1: Promoting Preventive Health and Better Chronic Disease Management


The first pillar of the NIA's AIRP framework includes three specific types of interventions or subsections: chronic disease prevention and management (CDPM), dementia prevention and support, and fall prevention. While many jurisdictions provide programs for older adults across all three of these subsections, our review found that there are gaps in the availability of fall prevention programs.

In particular, our review found that Manitoba, Prince Edward Island, Saskatchewan and Yukon have CDPM programs and Dementia Prevention and Support Programs, but no Falls Prevention programs were identified in these jurisdictions. On the other hand, Alberta, British Columbia, New Brunswick, Newfoundland and Labrador, the Northwest Territories, Nova Scotia, Ontario and Quebec have programs and services for older adults across all three subsections. Nunavut was the only jurisdiction where we were unable to identify any relevant Falls Prevention and Dementia Support Programs.

Overall, dementia prevention and support programs are the most widely available type of intervention of those included in Pillar 1, with designated programs available in every province and territory other than Nunavut. This seems to be partly due to the widespread provision of First Link, a program offered by Alzheimer Societies in every province and the Northwest Territories. First Link connects individuals living with dementia and their caregivers to key resources, services and supports within their communities. Another common type of program also being offered in collaboration with Alzheimer Societies in seven provinces across Canada is Minds in Motion, a social program that incorporates physical activity and mental stimulation for people with dementia and their care partners. The NIA's review also identified adult day programs in many provinces as another type of community service that can help older adults living with dementia to age in the *right place*. Provincial government support for these types of places was observed in Alberta, British Columbia, Manitoba, New Brunswick, Nova Scotia, Ontario, Prince Edward Island, Quebec and Yukon.

Various types of CDPM programs were included in our review: general CDPM, prescription drugs, optometry, audiology and dental services. In regards to general CDPM programs, none of the jurisdictions had services that specifically serve older adults. As many of these programs broadly target chronic diseases, their purview of assisting older adults is implied, so long as other chronic health-related requirements are met. However, the lack of a specialized lens for older adults could be a barrier to ensuring their unique health care needs are adequately supported.

Other types of CDPM programs — those offering prescription drugs, eye care, dental care and audiology — were offered either to the general public or specifically to older adults, with the amount of funding assistance mostly depending on the individual's ability to pay for services. It is important to note that most programs targeted those requiring income assistance. Prescription-drug and eye-care programs were implemented in all provinces and territories predominantly for older adults, with a few jurisdictions offering programs to certain resident groups. In terms of dental care programs, jurisdictions were split on whether programs were provided with or without an age range/cut-off, apart from Manitoba which did not provide any dental care services. Audiology programs are unique



compared to the other CDPM services as each jurisdiction generally offered audiology programs with no age range/cut-off, apart from the three territories which provided specific services for older adults (ex. Yukon's Extended Health Care Benefits and Pharmacare for Seniors). Also, audiology programs were the only services (compared to dental, prescription drugs, optometry) where non-profit organizations were also involved (ex. Personal Services Program - Easter Seals New Brunswick). The other three CDPM services were funded and provided by the provincial and territorial governments.

At the national level, the only CDPM services provided are tax refunds for various medical expenses (e.g. dental services, hearing aids, medications, prescription drugs). However, starting in 2022, Health Canada plans to provide a national dental care program for families with an annual income of less than \$90,000.^{478,479} Even though only children under 12-year-olds will be covered initially, older adults are one of the groups that will also be covered by the program next year.⁴⁸⁰

Finally, there appear to be gaps in the availability of Falls Prevention programs across Canada to effectively support older Canadians to AiRP. The NIA's review identified fall-prevention programs in only eight of Canada's 13 provinces and territories, and even among jurisdictions where available, fewer initiatives were identified than for CDPM and dementia support. Most existing initiatives are education-based programs that offer older adults a short, time-limited series of classes on strategies and/or exercises to prevent and reduce falls. Some provinces also have larger-scale fall-prevention programs for older adults,

such as the Finding Balance program, which was first developed in Alberta. Finding Balance is an education program and public awareness campaign designed to reduce the risk of falling and encourage older adults to live active and independent lives. Finding Balance programs are now available in British Columbia, New Brunswick and Newfoundland and Labrador. While the resources available in each province vary, the programs are aimed at educating and empowering older adults to prevent falls.

Pillar 2: Strengthening Home and Community-based Care and Supports for Unpaid Caregivers

To limit the scope of the review for this pillar, the NIA selected six key types of interventions and programs: assistive devices and home modification programs; home oxygen therapy; at-home care and support services; at-home palliative care; reablement services; and support for unpaid caregivers. Our review found programs for each type of intervention in most provinces and territories. Home oxygen and reablement programs were the only types of services that our review did not identify in some jurisdictions. Reablement programs in particular were the least available intervention under Pillar 2 in Canada, with such services only available in nine of the 13 provinces and territories. However, it is important to note that the term "reablement" is not commonly used across Canadian jurisdictions. For this reason, the review also considered similar rehabilitative and restorative care programs. However,

New Brunswick's Rapid Rehabilitation and Reablement program is an example of a more clearly-defined program that specifically targets the provision of reablement care and support.

Every province and territory in Canada has a publicly funded home care program to offer LTC and support services to older adults in their own homes. All of these programs also offer some level of support for what would be considered ADLs. However, home care programs vary in the level of ADL supports they offer, their qualifying criteria, and whether they are offered for free or require some level of co-payment. The programs offered in some provinces, such as British Columbia's Home Support Services and Quebec's Support Program for the Autonomy of Seniors (SAPA), explicitly note ADLs and list specific services including, but not limited to, mobility, nutrition, lifts and transfers, and bathing and dressing. Another commonly offered type of at-home care and support service offered across Canada are meal delivery programs, notably the 'Meals on Wheels' program. However, these programs are offered at varying levels within each province.

For several of the other types of programs within this pillar, their purview of support is not entirely defined by age. For example, many assistive devices/medical equipment programs being offered are not specific to supporting older adults; some eligibility requirements are related to having a specific illness (e.g., March of Dimes Canada in British Columbia). Further, home oxygen therapy eligibility tends to include a medical requirement (e.g. hypoxemia at rest) beyond

just an age requirement. to note that some programs provide a range of services that fall into more than one sub-section under Pillar 2, as is the case with the Extra-Mural Program in New Brunswick, which is a homehealthcare program in the province.

The review found palliative care programs were largely available across Canada, but many only target the costs of palliative care. Most jurisdictions in Canada do also offer some forms of direct palliative care-related services, but they vary widely in the degree to which they offer such services within the home. One common program across many provinces is the training of paramedics to support palliative care patients at home, rather than taking them to the hospital. This service is provided in Alberta, New Brunswick, Nova Scotia, and Prince Edward Island.

Finally, the review found that support for unpaid caregivers was categorized across four types of programs: support services, employment leaves, benefits and tax credits. Only five provincial-level organizations provided support services (Alberta, British Columbia, Nova Scotia, Ontario, and Quebec). All of them provided resources, and most co-ordinated a provincial helpline (except Alberta) and support groups (except Quebec).

In terms of employment leaves, all jurisdictions provided varying amounts of time off work to care for critically ill family members who were critically ill and/or have a significant risk of death. For example, Saskatchewan provided a

compassionate care medical leave which allowed employees to take up to 28 weeks of unpaid, protected time off work. The federal government also provides financial assistance for such time off work through employment insurance benefits. Only British Columbia, Newfoundland and Labrador and Quebec, however, provided unpaid short-term leaves (5 to 10 days) that also cover caregiver responsibilities such as accompanying the care recipient to medical appointments. In terms of tax credits, both the federal and provincial/territorial governments allow caregivers to claim different types of expenses (ex. medical, amount for an eligible dependant).

However, several caregiver-related benefits and tax credits (ex. Primary Caregiver Tax Credit [Manitoba], Caregiver Benefit [Nova Scotia]) were not listed in this summary as they are conditional on care recipients having a disability or impairment,^{481,482} whereas our search focused on programs targeting older adults.

Pillar 3: Developing More Accessible and Safer Living Environments

The NIA's third pillar focuses on developing safe and accessible environments, with two sub-types of interventions: safe-housing supports and accessible transportation services. Our review found some version of housing and support programs in all provinces and territories. Transportation services for older adults are also relatively widely available across Canada, but they vary in the types and extent of support available.

Two types of housing supports emerged: funding or financial assistance for housing-related costs, and lodging or housing options for older adults who are not in health care or an LTC home. The provinces and territories generally offer two types of financial assistance programs: programs that help cover the costs of home repairs or modifications to support a safe living environment; and programs that help cover the costs associated with living in the home, such as rent or heating. Examples of these programs are Nova Scotia's Senior Citizens Assistance Program that provides assistance to older homeowners to cover



repairs that are a threat to health and safety and the Shelter Aid for Elderly Renters program in British Columbia which helps individuals aged 60 or older pay their rent. In terms of lodging or housing options, most jurisdictions offer subsidized housing programs either exclusive to older adults or directly targeting them, while British Columbia and Manitoba also provide subsidized housing with on-site supports for older adults and people with disabilities. Our review also identified Senior Lodges in Alberta as a provincial program that provides housing options for older adults that are an alternative to independent living. In New Brunswick, Special Care Homes and Memory Care Homes are provided to give daily support to residents, with the latter specifically assisting older adults with a diagnosis of dementia.

The NIA's review of transportation services identified a number of services available across Canada not exclusively for older adults, but for lower-income people more generally. Province-wide programs to subsidize the costs of public transportation were identified in British Columbia, New Brunswick, Ontario and Saskatchewan. British Columbia also offers the Community Travel Training Program to provide public transit training for older adults. Even though two municipal services funded by provincial governments were found to reduce the costs of public transportation within Nova Scotia and Alberta, but it is assumed that there are considerably more public-transportation assistance programs organized at the municipal level, which was outside the scope of this review. Examples include the Brampton City Council approving free

Brampton Transit fares for older adults⁴⁸³ and the City of Montreal increasing discounts for older adult transit riders.⁴⁸⁴ As this review looked specifically into provincial/territorial-funded programs, these types of services were not looked into further.

Programs and services to support older adults' ability to continue driving were identified in British Columbia, Northwest Territories, Nunavut and Prince Edward Island, which reduce driving-related fees such as the costs of drivers' licences. Prince Edward Island also offers the 55 Alive/Mature Driver Refresher Course to help older adults update and improve their driving skills. Alberta was the only province that co-ordinated a ride program through provincial government funding. However it is assumed that like in the case of public transit, other jurisdictions offer such programs at the municipal or regional level. In five provinces, the only kind of transportation services provided to older adults were strictly for transportation related to medical needs or hospital visits.

Finally, some of the transportation services available to older adults are specifically only for medically-related/hospital transportation needs. Examples include Manitoba's Out-of-Province Transportation Subsidy Program for Approved Out-of-Province Medical Referrals, Newfoundland and Labrador's Medical Transportation Assistance Program (MTAP), and Quebec's Ambulance Transport for Seniors over 65. Along with New Brunswick and Yukon it was found during our review that these were also the only type of transportation services identified for these five jurisdictions.

Pillar 4: Improving Social Connections to Reduce Loneliness and Social Isolation

The NIA's fourth pillar focuses on improving social connections to reduce loneliness and social isolation. The review focused broadly on programs designed to prevent and/or reduce loneliness and social isolation among older adults, which were found in varying forms in nine of Canada's 13 provinces and territories. We were unable to identify any relevant programs designed to reduce loneliness and social isolation among older adults in Newfoundland and Labrador, Nova Scotia, Nunavut and Yukon.

Among the jurisdictions offering programs related to this pillar, there was variation across the provinces and territories in the types of initiatives available to effectively support older adults' ability to remain socially engaged. There also appears to be a greater emphasis on offering programs and services at the regional level for this pillar than the other three.

More recent programs tend to have a stronger focus on diversity, equity and inclusion. This may be a reflection of the growing public and government consciousness around the need for more inclusive programming for vulnerable populations, including but not limited to racialized communities, immigrants and newcomers, low-income persons, individuals with disabilities and Indigenous populations. This pillar's emphasis on social connection and support may also lead it to focus more on specific communities compared to the other three pillars.

One common type of initiative the review identified was seniors' centres, which can be viewed as a form of programming that promotes active ageing and combats social isolation and loneliness for older adults. They support networking opportunities for older adults, and provide opportunities for activities and learning, to name a few. Four provinces also provide Seniors' Centre Without Walls programs, which are free, interactive telephone services that connect older adults who have difficulty leaving the home to various events and activities. The program is offered differently across jurisdictions, with Ontario having numerous organizations across the province provide the service, whereas Alberta, Manitoba and Saskatchewan have one provincial program for all residents. Some regions in British Columbia also offer this program, but they are not provincially funded.^{485,486}

A number of provinces also provide a range of connector programs to connect isolated and lonely older adults with community volunteers and resources, such as British Columbia's Social Prescribing Program for Senior Patients where community connectors connect older adults in Surrey to non-clinical community programs in the region. Similarly, Manitoba provides the Connect Program that matches community volunteers with isolated older adults for weekly one-hour visits. New Brunswick also provides the Community Connectors Healthy Seniors Pilot Program that is training drivers of the Meals on Wheels program in Fredericton to identify and address isolated and lonely older adults, refer them to pre-existing community


activities and provide coaching. At the federal level, our review identified the Red Cross Friendly Calls Program, which offers older adults regularly scheduled social calls with a Red Cross volunteer or staff member.

General Trends and Overview


A common trend that emerged during the NIA's search for and review of programs and services available to support AiRP was limited availability based on location. Many programs are only offered in certain areas or regions – often populated, urban centres. Some examples of these programs include Specialized Community Services Outreach Team (SCSOT) which offers older adults in Burnaby, British Columbia reablement services, the Calgary Fall Prevention Clinic in Alberta, the Self-Management Program Central West in Ontario to help older adults in the region manage their chronic conditions, and the Reablement Program in Whitehorse, Yukon. Further, across all four pillars, there were routinely fewer programs available in the territories. Nunavut appears to be especially lacking key services and programs, with only a handful of programs available across the four pillars. In comparison, Alberta, British Columbia and Ontario seem to be the most well-represented provinces; this review often found many programs for each of the sub-sections across the four pillars.





The NIA's Rapid Review of Ageing in the *Right Place* Programs and Services Available Across Canadian Jurisdictions

The NIA's Rapid Review of Ageing in the <i>Right Place</i> Programs and Services Available Across Canadian Jurisdictions												
PILLAR 1: Promoting Preventive Health and Better Chronic Disease Management			PILLAR 2: Strengthening Home and Community-Based Care and Supports for Unpaid Caregivers						PILLAR 3: Developing More Accessible and Safer Living Environments		PILLAR 4: Improving Social Connections to Reduce Loneliness and Social Isolation	
CDPM	Dementia Support Programs	Falls Prevention	Assistive Devices and Home Modification Programs	Home Oxygen	At-home Care and Support Services	At-home Palliative Care	Reablement [^]	Support for Unpaid Caregivers	Housing	Transportation	Social Isolation & Loneliness	
Alberta 	Better Choices, Better Health								Rent Supplement Program			
	Alberta Aids to Daily Living (AADL)*		Finding Balance Alberta Falls Prevention Program & Campaign			Palliative Coverage Program		Programs and Services from Caregivers Alberta	Community Housing Program		Pan-Edmonton Group Addressing Social Isolation for Seniors (PEGASIS)	
	Coverage for Seniors Program	First Link	Move 'n Mingle Fall Prevention Exercise Program (Calgary)	Alberta Aids to Daily Living Program (AADL)*		Emergency Medical Services Palliative and End-of-Life Care Assess, Treat and Refer Program		Family Caregiver Centre (Calgary)	Seniors Self-Contained Housing Program	Drive Happiness	Sage Seniors Association - Multicultural Seniors Outreach Program	
	Alberta Adult Health Benefit	Minds in Motion	Calgary Fall Prevention Clinic (Calgary)	Seniors Home Adaptation and Repair Program (SHARP)	Alberta Aids to Daily Living (AADL) - Respiratory Benefits Program*	Special Needs Assistance for Seniors		The Good Samaritan Society CHOICE Program (Edmonton)	Compassionate Care Leave	Senior Lodge	Ride Transit Program (Edmonton)	
	Dental and Optical Assistance for Seniors	Adult Day Programs	Better Balance Fall Prevention Program (Edmonton)	Residential Access Modification Program (RAMP)			Palliative Home Care - Urban (Calgary Zone)		Line 58160 – Amount for an Eligible Dependant	Seniors' Home Adaptation and Repair Program		Seniors' Centre Without Walls
	Alberta Health Care Insurance Plan (AHCIP)								Line 58400 – Caregiver Amount	Seniors Property Tax Deferral Program		
								Line 58689 – Medical Expenses (I)				


Ageing in the *Right Place*: Supporting Older Canadians to Live Where They Want

 <p>British Columbia</p>	<p>Complex Chronic Disease Program (CCDP)</p> <p>Self-Management British Columbia Programs</p> <p>PharmaCare</p> <p>Medical Services Plan (MSP)</p> <p>Optical Supplements</p> <p>Programs and Services from the Canadian Hard of Hearing Association – B.C. Chapter</p> <p>The B.C. Adult Cochlear Implant Program</p> <p>VCH Deaf, Hard of Hearing & Deaf-Blind Well-Being Program</p> <p>Emergency Dental Supplements</p> <p>Denture Supplements</p>	<p>First Link Dementia Support</p> <p>Minds in Motion</p> <p>Adult Day Services</p>	<p>Finding Balance B.C. Campaign</p> <p>Strategies and Actions for Independent Living (SAIL)</p>	<p>March of Dimes Canada</p> <p>Home Adaptations for Independence</p> <p>Home Renovation Tax Credit for Seniors and Persons with Disabilities</p> <p>Home Owner Grant for People with Disabilities</p> <p>Low Income Grant Supplement for People with Disabilities</p>	<p>Fraser Health Home Oxygen Program (Fraser Health)</p>	<p>Safe Seniors, Strong Communities (SSSC)*</p> <p>Meals on Wheels & Community Meal Delivery Program (Maple Ridge)</p> <p>Assisted Living</p> <p>Independent Living B.C. Program</p> <p>Provincial Home Support Services</p> <p>Better at Home*</p>	<p>B.C. Palliative Care Benefits</p> <p>Palliative Care at Home (Vancouver Coastal Health)</p>	<p>Specialized Community Services Outreach Team (SCSOT) (Burnaby)</p>	<p>Line 58729 – Medical Expenses (II)</p> <p>Programs and Services from Family Caregivers of British Columbia</p> <p>Family Responsibility Leave</p> <p>Compassionate Care Leave</p> <p>Line 58160 – Amount for an Eligible Dependant</p> <p>Line 58689 – Medical Expenses (I)</p> <p>Line 58729 – Medical Expenses (II)</p>	<p>Shelter Aid for Elderly Renters</p> <p>B.C. Seniors' Home Renovations and Tax Credit</p> <p>Home Owner Grant for Seniors</p> <p>Property Tax Deferment - Regular Program</p> <p>Subsidized Housing</p> <p>Supportive Housing</p> <p>Seniors' Supportive Housing</p>	<p>Autoplan Insurance: Seniors' Savings</p> <p>Discounted Driver Licensing Fees for Seniors</p> <p>Community Travel Training Program</p> <p>B.C. Ferries (Coastal Ferry Routes) Discounted Fees for Older Adults</p> <p>B.C. Bus Pass Program</p> <p>Better at Home*</p>	<p>Better at Home*</p> <p>Safe Seniors, Strong Communities Program*</p> <p>Seniors Connect (Nanaimo)</p> <p>Social Prescribing Program for Senior Patients (Surrey)</p> <p>E-Hub & Brochure Project (Vancouver)</p>
--	---	---	--	--	--	---	--	---	--	--	--	---


Ageing in the *Right Place*: Supporting Older Canadians to Live Where They Want

<p>Manitoba</p> 	<p>Healthy Together Now</p> <p>Prairie Mountain Health Chronic Disease Education Program (Prairie Mountain Health Regional Health Authority)</p> <p>Pharmacare</p> <p>Manitoba Health</p> <p>Seniors Eyeglass Program</p> <p>Deaf and Hard of Hearing Services (Manitoba Possible)</p>	<p>First Link Dementia Support</p> <p>Minds in Motion</p> <p>Adult Day Services</p>		<p>Home Care Services – Supplies and Equipment</p>	<p>Manitoba Home Oxygen Concentrator Program (HCOP)</p>	<p>PRIME Program (Winnipeg)</p> <p>Meals on Wheels Winnipeg (Winnipeg)</p> <p>Manitoba Home Care Program</p> <p>Personal Care Services</p>	<p>Palliative Care Drug Access Program</p> <p>Winnipeg Regional Health Authority (WRHA) Palliative Care Program (Winnipeg)</p>	<p>Hospital Home Team (HHT) (Winnipeg)</p>	<p>Compassionate Care Leave</p> <p>Line 58160 – Amount for an Eligible Dependant</p> <p>Line 58400 – Caregiver Amount</p> <p>Line 58689 – Medical Expenses (I)</p> <p>Line 58729 – Medical Expenses (II)</p>	<p>Rent Supplement Program</p> <p>Social Housing Rental Program</p> <p>Affordable Housing Rental Program</p> <p>Rent Assist</p> <p>Supportive Housing</p> <p>Seniors' School Tax Rebate</p>	<p>Out-of-Province Transportation Subsidy Program for Approved Out-of-Province Medical Referrals</p>	<p>Senior Centres</p> <p>Connect Program</p> <p>Modern Services for Seniors Outreach Program</p> <p>Seniors' Centre Without Walls</p>
<p>New Brunswick</p> 	<p>Health Services Orthopedic Program</p> <p>New Brunswick Drug Plan</p>	<p>New Brunswick Adult Day Centres</p> <p>Adult Protection Program</p>	<p>Finding Balance New Brunswick</p> <p>Home First</p>	<p>Health Services Hearing Aid Program</p> <p>Health Services Wheelchair/ Seating Program</p> <p>Homeowner Repair Program</p>	<p>Health Oxygen Program (Extra-Mural Program**)</p>	<p>Meals on Wheels of Fredericton Inc. (Fredericton)</p> <p>Extra-Mural Program**</p>	<p>Palliative Care Project</p> <p>Extra-Mural Program**</p>	<p>Rapid Rehabilitation and Reablement</p>	<p>Compassionate Care Leave</p> <p>Line 58160 – Amount for an Eligible Dependant</p> <p>Line 58400 – Caregiver Amount</p>	<p>Public Housing</p> <p>Rent Supplement Assistance Program</p> <p>Residential Property Tax Credit</p>	<p>Social Assistance Program</p> <p>Special Benefits</p>	<p>Canadian Red Cross Connection New Brunswick</p> <p>Community Connectors Pilot Program (Fredericton)</p>


Ageing in the *Right Place*: Supporting Older Canadians to Live Where They Want

	<p>New Brunswick Prescription Drug Program (NBPDP)</p> <p>Medicare</p> <p>Health Services Hearing Aid Program</p> <p>Personal Services Program (Easter Seals New Brunswick)</p> <p>Social Development Equipment Recycle Program (Easter Seals New Brunswick)</p> <p>Dental Program</p>			<p>Housing Assistance for Persons with Disabilities</p> <p>New Brunswick Seniors' Home Renovation Tax Credit</p> <p>Minor Home Repairs Grant</p>		<p>Long-Term Care Services for Seniors</p>		<p>Line 58689 – Medical Expenses (I)</p> <p>Line 58729 – Medical Expenses (II)</p>	<p>Property Tax Allowance</p> <p>Property Tax Deferral Program for Seniors</p> <p>Social Assistance Program</p> <p>Special Care Homes</p> <p>Memory Care Homes</p>		<p>Nursing Homes Without Walls (Southeast New Brunswick)</p>	
 <p>Newfoundland and Labrador</p>	<p>Improving Health: My Way</p> <p>The 65Plus Plan</p> <p>Vision Care</p>	<p>First Link</p>	<p>Finding Balance Newfoundland and Labrador</p>	<p>Special Assistance Program – Medical Equipment and Supplies</p> <p>Home Modification Program (HMP)</p>	<p>Special Assistance Program</p>	<p>Provincial Home Support Program</p> <p>Home Modification Program</p>	<p>Palliative Care at Home (Central Health)</p>	<p>See Notes</p>	<p>Paid Family Caregiving Option</p> <p>Family Responsibility Leave</p> <p>Compassionate Care Leave</p>	<p>Provincial Home Repair Program</p> <p>Rental Housing Program</p>	<p>Medical Transportation Assistance Program (MTAP)</p>	


Ageing in the *Right* Place: Supporting Older Canadians to Live Where They Want

	<p>The Canadian Hard of Hearing Association Newfoundland and Labrador</p> <p>Adult Dental Program</p> <p>Surgical Dental Program</p>							<p>Line 58160 – Amount for an Eligible Dependant</p> <p>Line 58400 – Caregiver Amount</p> <p>Line 58689 – Medical Expenses (I)</p> <p>Line 58729 – Medical Expenses (II)</p>			
<p>Northwest Territories</p> 	<p>Extended Health Benefits for Specific Disease Conditions Program</p> <p>Extended Health Benefits for Seniors' Program*</p> <p>NWT Health Care Plan</p>	<p>First Link</p> <p>Minds in Motion</p>	<p>Elders in Motion</p>	<p>Extended Health Benefits for Seniors' Program*</p> <p>Seniors Aging-In-Place Program</p> <p>Repairs and Enhancements</p> <p>CARE Mobility</p>	<p>Extended Health Benefits for Seniors Program*</p>	<p>Home and Community Care*</p>	<p>Home and Community Care*</p>	<p>Compassionate Care Leave</p> <p>Family Caregiver Leave</p> <p>Line 58160 – Amount for an Eligible Dependant</p> <p>Line 58400 – Caregiver Amount</p> <p>Line 58689 – Medical Expenses (I)</p> <p>Line 58729 – Medical Expenses (II)</p>	<p>NWT Senior Citizen Supplementary Benefit</p> <p>Canada-NWT Housing Benefit</p> <p>Emergency Repair Funding</p> <p>Public Housing Program</p> <p>Seniors and Disabled Persons Property Tax Relief</p> <p>Senior Home Heating Subsidy</p>	<p>Reduced Licence Costs</p>	<p>NWT Seniors' Society Working Together with Elders</p>


Ageing in the *Right Place*: Supporting Older Canadians to Live Where They Want


 <p>Nova Scotia</p>	Chronic Pain Self-Management Program	First Link Minds in Motion Adult Day Programs	Ageing Well Together	Seniors Community Wheelchair Loan Program	Home Oxygen Services Program	Home Care	Palliative Home Care Palliative Care Drug Program Paramedic Palliative Support	Programs and Services from Caregivers Nova Scotia Compassionate Care Leave Line 58160 – Amount for an Eligible Dependant Line 58400 – Caregiver Amount Line 58689 – Medical Expenses (I) Line 58729 – Medical Expenses (II)	The Senior Citizens Assistance Program	Income Assistance Free Annual Halifax Transit Bus Pass (Halifax)
	Your Way to Wellness			Parent Apartment Program						
	Chronic Disease Management Incentive Program			Public Housing for Seniors Program						
	Seniors' Pharmacare Program			Canada-Nova Scotia Targeted Housing Benefit						
	Hospital Insurance			Small Loans Assistance Program						
	Optometry Program			Home Ownership Preservation						
	Hearing & Speech Nova Scotia			Provincial Housing Emergency Repair Program						
	The Dalhousie Hearing Aid Assistance Program-Community Services (DHAAP-CS)			Homeowner Residential Rehabilitation Assistance Programs						
	Oral and Maxillofacial Surgery Program									

Ageing in the *Right* Place: Supporting Older Canadians to Live Where They Want

	Maxillofacial Prosthodontics Program											
	Dental Coverage under Exceptional Circumstances											
 <p>Nunavut</p>	Nunavut Health Care Plan			Department of Health – Extended Health Benefits		Home and Community Care Program*	Home and Community Care Program*	Home and Community Care Program*	Compassionate Care Leave	Senior Citizens Home Repair Program**		
	Extended Health Benefits (EHB) Seniors' Coverage			Senior Citizens Home Repair Program**	See Notes				Line 58160 – Amount for an Eligible Dependant	Senior and Persons with Disabilities Preventative Maintenance Program**		
				Senior and Persons with Disabilities Preventative Maintenance Program*					Line 58400 – Caregiver Amount	Senior Fuel Subsidy	Public Housing Program	Reduced Motor Vehicle Fees
									Line 58689 – Medical Expenses (I)	Home Renovation Program		
									Line 58729 – Medical Expenses (II)	Emergency Repair Program		
										Senior Citizens and People with Disabilities Property Tax Relief Program		

Ageing in the *Right Place*: Supporting Older Canadians to Live Where They Want


 <p>Ontario</p>	Self-Management Program Central West									Senior Homeowners' Property Tax Grant			
	Online Chronic Disease Self-Management Program	First Link	Exercise and Fall Prevention Seminars	Assistive Devices Program	Assistive Devices Program					Programs and Services from Ontario Caregiver Organization	Seniors' Home Safety Tax Credit*		
	Ontario Drug Benefit Program	Finding Your Way Wandering Prevention Program	The Champlain Stay on Your Feet Program (Champlain Local Health Integration Network)	Tax Exemption for Seniors and Persons with Disabilities*	Assistive Devices Program					Caregiver Support Services (Toronto)	Ontario Energy and Property Tax Credit		Seniors Active Living Centres (SALCs)
	Ontario Health Insurance Plan (OHIP)	Minds in Motion		MODC's Home & Vehicle Modification Program	Ontario Community Support Program	Meals on Wheels	Home & Community Care Support Services (HCCSS)	Assess and Restore (A&R) Interventions	Family Caregiver Leave	Family Medical Leave	Ontario Renovates		Seniors' Centre Without Walls
	Assistive Devices Program	Adult Day Programs		Seniors' Home Safety Tax Credit*	Home and Community Care			Home and Community Care	Critical Illness Leave		Tax Exemption for Seniors and Persons with Disabilities*	Ontario Seniors' Public Transit Tax Credit	Bernard Betel Centre Healthy At Home (Toronto & York Region)
	Ontario Seniors Dental Care Program			Toronto Renovates Homeowners Program (Toronto)					Line 58160 – Amount for an Eligible Dependant		Property Tax Relief for Low-Income Seniors and Low-Income Persons with Disabilities		Senior Persons Living Connected Adult Day Program (Scarborough)
									Line 58400 – Caregiver Amount		Provincial Land Tax Deferral Program for Low-Income Seniors and Low-Income Persons with Disabilities		Seniors Peer Connector Program (Hamilton)
									Line 58689 – Medical Expenses (I)				
									Line 58729 – Medical Expenses (II)				
											Canada-Ontario Housing Benefit		

										Ontario Electricity Support Program					
										Low-Income Energy Assistance Program					
										Special Rules for Low-Income Customers					
 <p>Prince Edward Island</p>	CHANGE Program	First Link Adult Day Programs	See Notes	Seniors Safe @ Home Program	Home Oxygen Program	COACH Program	Seniors Independence Initiative*	Provincial Integrated Palliative Care Program	Paramedics Providing Palliative Care at Home Program	Home Care Program	Compassionate Care Leave	Line 58160 – Amount for an Eligible Dependant	Seniors Housing Program	Designated Parking Permit Program	P.E.I. Senior Citizens' Federation Inc. Friendly Visitor Program
	Beck Exercise Physiology - Exercise for Health Program														
	Seniors' Drug Program										Line 58400 – Caregiver Amount	Line 58689 – Medical Expenses (I)	Seniors Home Repair Program	55 Alive/ Mature Driver Refresher Course	Immigrant & Refugee Services Association Seniors' Social Integration Program
	Hear, Hear PEI (P.E.I. Senior Citizens' Federation Inc.)										Line 58729 – Medical Expenses (II)			Seniors Independence Initiative*	Native Council of P.E.I. Elders Empowering Elders
	Audiology Services														
	Medical Services Plan														
	Provincial Dental Care Program														


Ageing in the *Right Place*: Supporting Older Canadians to Live Where They Want

<p>Quebec</p> 	<p>Quebec Public Health Program</p> <p>Prescription Drug Insurance</p> <p>Quebec Health Insurance Plan</p> <p>Hearing Devices Program</p> <p>Assistance for Dental Care and Dentures</p>	<p>First Link</p> <p>Adult Day Programs</p>	<p>Fall Prevention: STAND UP!</p>	<p>Assistive Devices Program</p> <p>Independent Living Tax Credit for Seniors</p> <p>Home Adaptation Program</p> <p>QST Refund for the Purchase and Installation of an Automatic Door Opener</p> <p>Small Accessible Institutions (PEA) Program</p>	<p>National Program for Home Oxygen Therapy (NPHOT)</p>	<p>Meals on Wheels</p> <p>Support Program for the Autonomy of Seniors (SAPA)</p> <p>Tax Credit for Home-Support Services for Seniors</p>	<p>Palliative Care</p>	<p>See Notes</p>	<p>Programs and services from L'Appui</p> <p>Short-Term Family Obligations</p> <p>Extended Absence Family Obligations</p> <p>Tax Credit for Caregivers - Line 462</p>	<p>Grant for Seniors to Offset a Municipal Tax Increase</p> <p>Independent Living Tax Credit for Seniors*</p> <p>Shelter Allowance Program</p>	<p>Ambulance Transportation for Seniors over 65</p>	<p>Community Health and Social Services Network (CHSSN) Senior Wellness Centres</p> <p>Little Brothers Long Term Pairing Program</p> <p>BCRC Intergenerational Program for Seniors</p> <p>The Quebec City Social Isolation Elders Collective (Quebec City)</p>
<p>Saskatchewan</p> 	<p>Saskatchewan Aids to Independent Living**</p> <p>Chronic Disease Management Program (Livewell)</p> <p>Saskatchewan Health Services</p>	<p>First Link</p> <p>Minds in Motion</p>		<p>The Special Needs Equipment Program</p> <p>Home Repair Program - Adaptation for Independence</p> <p>Seniors Income Plan (SIP)</p>	<p>Saskatchewan Aids to Independent Living (SAIL) Program*</p>	<p>Meals on Wheels</p> <p>Individualized Funding for Home Care*</p>	<p>Home Care*</p>	<p>Intermediate Care</p>	<p>Critically Ill Adult Care - Medical Leave</p> <p>Compassionate Care - Medical Leave</p> <p>Line 58160 – Amount for an Eligible Dependant</p>	<p>Seniors' Income Plan</p> <p>Seniors Housing Program</p> <p>Social Housing Program</p>	<p>Discounted Bus Pass Program</p>	<p>Reducing Isolation of Seniors Collective</p> <p>Seniors' Centre Without Walls (SCWW)</p> <p>Student Senior Isolation Prevention Partnership</p>

Ageing in the *Right Place*: Supporting Older Canadians to Live Where They Want

	<p>Supplementary Health Benefits</p> <p>Seniors' Drug Plan</p> <p>Palliative Drug Care Coverage</p> <p>Seniors Income Plan (SIP)</p> <p>Specialized Audiology Services</p>								<p>Line 58400 – Caregiver Amount</p> <p>Line 58689 – Medical Expenses (I)</p> <p>Line 58729 – Medical Expenses (II)</p>	<p>Seniors Education Property Tax Deferral Program</p> <p>Saskatchewan Low-Income Tax Credit</p> <p>Saskatchewan Home Renovation Tax Credit</p>		
 <p>Yukon</p>	<p>Chronic Conditions Supports</p> <p>Chronic Disease and Disability Benefits Program</p> <p>Extended Health Care Benefits and Pharmacare for Seniors</p> <p>Hearing Services</p> <p>The B.C. Adult Cochlear Implant Program</p>	<p>Shine a Light on Dementia</p> <p>Yukon Community Day Program (Whitehorse)</p>		<p>Chronic Disease or Disability Assistance</p> <p>Home Repair Program*</p>	<p>See Notes</p>	<p>Home Care Program*</p> <p>Community Day Program</p>	<p>Home Care Program*</p> <p>Palliative Support - Hospice Yukon</p>	<p>Reablement Program (Whitehorse)</p> <p>Line 58160 – Amount for an Eligible Dependent</p> <p>Line 58689 – Medical Expenses (I)</p> <p>Line 58729 – Medical Expenses (II)</p>	<p>Compassionate Care Leave</p> <p>Leave Related to Critical Illness of an Adult</p> <p>Line 58160 – Amount for an Eligible Dependent</p> <p>Line 58689 – Medical Expenses (I)</p> <p>Line 58729 – Medical Expenses (II)</p>	<p>Social Housing</p> <p>Rent Reduced in Social Housing</p> <p>Canada-Yukon Housing Benefit</p> <p>Pioneer Utility Grant</p> <p>Home Repair Program*</p> <p>Seniors' Property Tax Deferral</p>	<p>Medical Travel Coverage</p>	

Ageing in the *Right Place*: Supporting Older Canadians to Live Where They Want

	Yukon Health Care Insurance Plan											
<p>Nation-Wide</p> 	Eligible Medical Expenses - Lines 33099 and 33199	<p>First Link</p> <p>Disability Tax Credit (DTC)</p> <p>Canada Caregiver Credit</p>	Falls in Seniors	<p>Home Accessibility Expenses – Line 31285</p> <p>Eligible Medical Expenses - Lines 33099 and 33199</p>	Eligible Medical Expenses - Lines 33099 and 33199				<p>Line 30300 – Spouse or Common-Law Partner Amount</p> <p>Line 30400 – Amount for an Eligible Dependant</p> <p>Line 30425 – Canada Caregiver Amount for Spouse or Common-Law Partner, or Eligible Dependant Age 18 or Older</p> <p>Medical Expenses Tax Credit</p> <p>Employment Insurance: Family Caregiver Benefit for Adults</p> <p>Employment Insurance: Compassionate Care Benefits</p>			Red Cross Friendly Phone Calls Program

Notes:

* - These programs have been noted more than once in the table.

^ - This sub-pillar includes not only reablement programs, but also similar rehabilitative and restorative care programs.

Newfoundland and Labrador – There are initiatives being set in place to improve senior reablement, but they are not yet active.

Nunavut - Despite there being no provincial home oxygen program, Extended Health Benefits (EHB) for Seniors' Coverage covers the full cost of prescribed medical supplies and appliances, their fitting and shipping.

Prince Edward Island – Initiatives have been proposed to better specialize care options for seniors.

Quebec – There are various existing papers that highlight the effectiveness of reablement, written with the intention of advising Quebec to implement more funding and attention towards reablement.

Yukon - Despite there being no provincial home oxygen program, the Pharmacare and extended health care benefits programs assist registered seniors with the cost of medical-surgical supplies and equipment.

10 Policy Recommendations to Support and Enable Ageing in the *Right Place* Across Canada

The NIA has identified four pillars of actions that are critical to enabling AIRP. Promoting Preventive Health and Better Chronic Disease Management includes chronic disease prevention and management, dementia prevention and support, preventing falls and promoting safety and supporting people's ADLs at home. Strengthening Home and Community-Based Care and Interventions for Unpaid Caregivers is about shifting the emphasis of Canada's LTC systems from institutionalization to care in people's homes and communities, and providing adequate supports for unpaid caregivers. Developing More Accessible and Safer Physical Environments identifies the need to ensure older adults live in environments adapted to their physical and cognitive needs and can easily navigate their communities. Improving Social Connections to Reduce Loneliness and Social Isolation underscores how social circumstances impact the health and well-being of older adults.

To enable these four pillars, the NIA has developed 10 recommendations. Adopting them will require a collective effort, but giving all Canadians a better chance at AIRP would greatly improve their quality of their life while addressing long-standing, systemic issues within Canada's LTC systems.

The NIA's recommendations are:

1. Provide adequate and sustainable LTC funding
2. Adopt a deliberate public policy response

3. Implement care models and policies that enable more older Canadians to live at home and in their communities with greater independence
4. Establish community care navigator roles to ensure that LTC recipients receive timely, appropriate care and have opportunities to remain engaged in their communities
5. Enable local governments and stakeholders to provide more inclusive, accessible and safe housing options
6. Support greater investments in more accessible and flexible transportation options



7. Integrate screening and solutions for social isolation and loneliness into the delivery of health care, home care and community-support services
8. Implement more focused and coordinated efforts to promote falls awareness and implement evidence-based, effective and accessible fall-prevention strategies
9. Improve financial and non-financial supports for unpaid caregivers
10. Continue to support research on factors that can enable AIRP, as well as potential interventions to support the development of evidence-based policies and practices

1. Provide adequate and sustainable LTC funding

Appropriate LTC funding is fundamental to enabling AIRP. However, Canada's annual LTC expenditure, measured as part of its total health expenditure, currently lags behind most OECD countries.⁴⁸⁷ Given Canada's ageing population, and the unprecedented level of unmet need for care, increasing its overall LTC expenditures will be crucial.

In the 2021 federal budget, Canada's government announced its intention to both improve the provision of LTC and support more ageing-in-place initiatives. The government pledged \$90 million over three years for a new Age Well at Home initiative that would assist community-based organizations in providing support to older persons. The government also announced \$3 billion in funding over five years to improve the delivery of care in

Canadian LTC homes by developing and implementing new national LTC standards. During the subsequent 2021 election, the re-elected Liberal Party expanded its \$3 billion commitment to \$9 billion, including \$1.7 billion over five years to raise wages for personal support workers and \$500 million to train up to 50,000 new personal support workers. It also pledged to create a committee to offer recommendations for establishing a new Aging at Home Benefit. On October 6, 2022, the Ministers of Seniors and Health announced that the National Seniors Council will serve as an expert panel to provide recommendations for establishing the Aging at Home Benefit.⁴⁸⁸

The commitments promised during the 2021 budget and election were a necessary step toward increasing public spending on LTC. Nevertheless, significantly greater investments will be needed from Canada's federal, provincial and territorial governments to meet current and future demand for LTC services. Canada's Parliamentary Budget Office (PBO) recently estimated that public spending on LTC would have to increase by \$13.7 billion per year just to implement the basic improvements to the delivery of LTC across Canada that were proposed during the COVID-19 pandemic.⁴⁸⁹ For example, the report estimated that with approximately 52,000 Canadians on the waitlist for a place in a LTC home, meeting this demand would necessitate a 26% increase in the number of existing LTC beds across Canada at a cost of \$3.1 billion. The PBO also estimated that increasing the proportion of LTC spending Canada allocates to home and community-based care to bring it in line with the OECD average of 35 per

cent would take an additional \$5.2 billion annually.⁴⁹⁰ Thus, federal, provincial and territorial governments will need to invest significantly more into LTC if they are to meet current demands for care, let alone the future needs of Canada's ageing population.

There also needs to be more consideration — among both the retirement-finance service industry and public policy discourse — of sustainable population-level funding and financial-service products to support LTC costs for older Canadians. Discussions in this space have focused almost exclusively on strengthening Medicare, CPP/QPP, OAS and the Guaranteed Income Supplement (GIS). Public-facing research has great potential to raise awareness and propose solutions that better integrate and balance the needs of individual Canadians, provincial and federal tax systems and social-support programs, and industry products, services and practices. This could also help to inform the unique role and purpose a new proposed national Aging at Home Benefit could fulfill.

In addition, Canada should further explore the possibility of implementing a national LTCI program. Six international jurisdictions have already established public LTCI programs: Germany, Japan, the Netherlands, South Korea, Taiwan and most recently and the US state of Washington have already done. Such programs collect revenue from a large population pool and redistribute the potential risks and costs of LTC services across the population, providing more equitable access and a sustainable financing mechanism for possible future LTC needs. A national LTCI program could also help to establish a new social contract between governments

and Canadians, while also standardizing LTC policies and programs across Canada. It is important to note that while Canada may have the capacity to implement a national LTCI program, it is not yet clear if this would be the best way to help Canadians manage their future LTC demands and costs.

Whether publicly funded LTC services continue to be funded in Canada through general taxation, a new social insurance program or another mechanism, it is clear that additional forms of revenue will be needed to ensure appropriate annual LTC expenditures that better meet the needs of Canada's ageing population.

2. Adopt a deliberate public policy response that shifts more LTC resources from the provision of institutional care to home care and community-support services and ensures that only individuals requiring care in LTC homes are admitted to them

All levels of government need an overarching change in perspective to recognize the benefits of shifting more services for Canada's ageing population to the home and community. As two recent CIHI studies reveal, an estimated 11 to 30 per cent of older adults admitted to LTC homes could have potentially been supported through home and community-based care.^{491,492} Prioritizing appropriate home and community-based care

over institutional care, and setting stricter LTC admissions criteria to ensure that only individuals who actually need to be in a LTC home end up there, could ensure that more Canadians receive the right care in the *right* place at the right time. Such a public policy response could reduce nursing home admissions in Canada by more than 30 per cent — without relying on the success or failure of new and novel interventions.

Ensuring that home and community-based care services are available and accessible would also help reduce inappropriate and costly stays in hospitals and other acute-care settings for older Canadians, freeing up acute-care resources for other patients who need them. Current estimates suggest this could save health care systems up to \$2.3 billion

a year.⁴⁹³ Expanding home and community-based care would thus offer governments a cost-effective alternative to facility-based care while generating considerable savings, and it would align with older Canadians' preference to remain in their own homes.

Canada's federal government announced its intention to improve the provision of LTC and support more AIRP initiatives as a part of its 2021 budget. Specifically, it pledged to "invest in providing increased quantity and quality of home care to ensure care at home is the primary Canadian model of seniors' care."⁴⁹⁴ Committing to directly fund home and community-based care would be the first step in fulfilling this pledge.

Canada could learn from countries such as Denmark that have grappled with similar demographic and fiscal challenges and proactively addressed the needs of their ageing populations by prioritizing home and community-based care services. Within 10 years of implementing this approach, Denmark successfully achieved a 12 per cent reduction in LTC spending among adults aged 80 years and older.⁴⁹⁵ Moreover, Denmark was able to close thousands of hospital beds while avoiding the development of LTC homes for close to 20 years, all while maintaining its overall health care spending at reasonable levels.⁴⁹⁶



3. Implement care models and policies that enable older Canadians to live at home and in their communities with greater independence

In addition to addressing funding gaps, evidence-based policy reforms are also necessary to improve the ability of older adults to remain in their own homes as they age. Among such reforms is the deliberate integration of care models and policies that would reduce the cost of ageing at home. For example, reablement services, which help older adults with physical or mental limitations adapt to their conditions by learning or re-learning the everyday skills should be a core component of home and community-based care. As the NIA's rapid review demonstrated, few jurisdictions across Canada focus specifically on offering reablement services. Integrating reablement services into home care programs would help optimize the independence of older adults by ensuring they can effectively manage both the acute and gradual declines in function that commonly accompany the onset of frailty and old age.

Canada could again follow in the footsteps of Denmark, which has implemented a deliberate policy approach to make restorative care a key feature of any home and community-based care it provides. Canada's LTC systems could take a similar approach, requiring reablement interventions as part of their home and community-based care

services for recipients who would benefit from restorative care. Reablement approaches could be efficiently integrated into home care services in the Canadian context because they can be successfully delivered largely by non-professional care providers like personal support workers and health care aides. Reablement programs would also have the added benefit of reducing the need for continuing support and health care services, thereby also reducing government spending on LTC services.⁴⁹⁸

Similarly, home-based primary care (HBPC) interventions, which are aimed at those with multiple chronic health issues, should also be developed and implemented as a part of both primary care and home and community-based care services. HBPC programs have integrated interprofessional primary-care teams that provide the care homebound individuals need directly in their own home, which may include geriatricians, nurse practitioners, physiotherapists, and general practitioners.⁴⁹⁹ Other common components in most of these programs are weekly interprofessional care meetings, comprehensive geriatric assessments, and after hours telephone service.⁵⁰⁰ Such programs help to more effectively address the ongoing care needs of older adults who cannot easily access office-based primary care, with a growing body of evidence demonstrating they are effective at reducing both hospital admissions and LTC home admissions among community-dwelling older adults.^{501,502,503,504}

Finally, this report highlighted the United States' Program for All-Inclusive Care of the Elderly (PACE) as an alternative model of care that provides a comprehensive range of co-ordinated and tailored services to better support LTC-eligible individuals.⁵⁰⁵ Numerous studies have found the PACE model to be effective in reducing hospitalizations and LTC home admissions and enabling more older adults to live in their own communities at a lower cost.^{506,507,508,509}

4. Establish community care navigator roles to ensure that LTC recipients receive timely, appropriate care and have opportunities to remain engaged in their communities

In Canada, there are currently roles that exist to coordinate various types of care, such as home care, community mental health, and social services. However, these roles do not always provide a more holistic perspective and level of support to help older people and their families navigate their full spectrum of care and support options that could enable AiRP. To address this, several countries such as Japan and Taiwan have introduced community care navigators to identify and manage the care journeys of older adults.^{510,511} Generally, care navigators assess the care needs of older adults, develop and modify their care plans based on those needs, and find and contract the appropriate care providers. Care navigators work continuously with

older adults, ensuring that they are always receiving the right care in the *right* place at the right time. They can also co-ordinate and design preventive-care plans, reducing the need for more intensive or institutional forms of care in the future.

Within any health region in Ontario, there can be multiple home and community care co-ordinators and service-provider organizations delivering many of the same services in the same neighbourhood — or even the same building. Therefore, assigning a community care co-ordinator to work with a group of individuals in the same geographical area can allow them to better understand local resources, care providers and opportunities to enable AiRP at a neighbourhood level. The Toronto Region tried to address this challenge with a Neighbourhood Care Team Program that aimed to integrate home care delivery to better meet the diverse needs of people living in high-density urban neighbourhoods.⁵¹² While early results showed promise, the pilot program was not continued. Currently, no gold-standard care-navigation model appears to exist in Canada.

As Canadian jurisdictions consider crucial care-navigation functions, they could look to Taiwan's ABC advanced care co-ordination program, which leverages networks of community providers that are co-ordinated by care navigators, and provides both care and social engagement opportunities.⁵¹³ Adopting a network-based, care navigator-centric approach to the care of older adults has the potential to improve care co-ordination, continuity

and suitability across Canada. Furthermore, including community engagement as a core responsibility of community care navigators has the potential to reduce social isolation and loneliness among older adults.

5. Enable local governments and stakeholders across Canada to provide more inclusive, accessible and safe housing options

The NIA's National Senior Strategy and the WHO's Age-Friendly Cities initiative both highlight the importance of "enabling the creation of age-friendly physical environments and spaces" through creating more affordable, safe and accessible housing and transportation options. Canada should consider investing in a broader array of supportive living arrangements for older adults.

It is important that older adults remain safe in their homes as they develop physical and cognitive limitations. Home modifications and repairs have the potential to greatly reduce the risk of falls — and therefore future LTC home admissions — among older adults. Despite recent federal investment through the National Housing Strategy, the demand for accessible housing is outpacing supply. Fixing this will require both building new forms of accessible housing and modifying existing housing. According to the CMHC, it is most cost-effective to include accessible features at the time of construction. For homes that are already built, several provinces currently support older Canadians to modify their homes through subsidies, tax

rebates and low-interest loans. Prince Edward Island, Nova Scotia, Newfoundland, British Columbia, and Alberta provide subsidies for older adults to repair and modify their homes. Nova Scotia also provides low interest loans (up to \$25,000 over 10 years at a fixed interest rate) for families to make additions to renovate their homes to support an older family member to live in. Expanding these homemodification programs is critical for ensuring that older adults can continue living in their homes as they age. Greater efforts should also be made to help older Canadians identify what types of home modifications they may need and how to best take advantage of home modification programs.

There also is a need for government investment in promising housing models that aim to provide a range of support and services to older adults directly within their communities. NORC programs, co-housing and HomeSharing programs are examples of innovative housing models that aim to address multiple community-level challenges, from social isolation, to health care access and coordination, to improving aspects of the built environment. In addressing these challenges, these housing models add customizable levels of support for older adults within homes and communities that were not purpose-built for ageing.

A nationwide strategy could identify communities that would benefit from these models, as well as best practices for their implementation. As these housing models leverage the capacity of local networks, all levels of government will have a role to play in better supporting the unique housing needs of their communities. These models are inherently flexible, and a community engagement approach will be critical in identifying the needs of residents and local stakeholders.

There are existing sources of localized innovation in these housing models that can serve as a jumping off point for further investment. For example, there is an opportunity for further investments in HomeShare Programs and collaboration with organizations such as Canada HomeShare, which is looking to create more HomeShare programs across Canada, would help increase the availability of practical housing options for both older and younger Canadians. By offering subsidized rent to tenants in return for specified support activities such as groceries and household maintenance, HomeShare programs provide a unique solution that helps address both the growing demand for community support services by ageing Canadians and the housing affordability crisis faced by Canada's younger generations. Thus far, HomeShare Programs have been established in Alberta, Newfoundland and Labrador, Quebec, and Ontario,⁵¹⁴ and increasing their availability across Canada would help more older Canadians to AiRP. NORC programs also have the potential for leveraging the natural density of

older adults living in one place to provide tailored, community driven programs and services. There are two exemplary models of NORC programs in Canada, the Oasis model and the Cherryhill Healthy Ageing Program, and a state-wide NORC program in New York, that can provide valuable insights into expanding NORC program models across Canada.

6. Support greater nationwide investments in accessible and flexible transportation options

Transportation is an essential determinant of health and well-being for all adults, and becomes increasingly precarious with age. This is particularly concerning given that the baby boomer generation has historically been highly dependent on their cars, and many older adults reside in communities that require a personal vehicle to access day-to-day amenities. There are diverse challenges impacting the transportation options for older adults depending on the infrastructure of the community and personal circumstances, such as having access to a vehicle. There is an urgent need for co-ordinated, nationwide initiatives that support older adults to transition away from driving a personal vehicle, identify alternative transit options and address barriers to using these options.

The NIA's 2016 National Seniors Strategy identified a need for more inclusive transportation systems. Since then, work

has been underway across Canada to improve the availability and accessibility of paratransit and public transit systems. For instance, the federal government has pledged funding for transit in rural and remote communities, and recognized that stronger policies are required to ensure that interprovincial transit operators under the jurisdiction of the Canadian Transit Agency (air, rail, marine and intercity bus services) adhere to minimum standards for accessibility.⁵¹⁵ Accessibility Standards Canada has identified transportation as a priority area for ensuring Canada is barrier-free for people living with a disability by 2040.⁵¹⁶ Many provinces have also taken action to improve the accessibility of their intraprovincial transit systems, such as by setting future targets to make them 100 per cent accessible.^{517,518,519,520,521}

However, further action is needed to ensure all older Canadians have their public transportation needs met. Communities with public transit systems can enhance them, e.g. by providing free or subsidized fares for older adults, but many communities across Canada have few, if any, transportation options other than driving a personal vehicle. Thus, there is a need for sustained investment in transportation infrastructure in rural and remote communities and in addressing transportation gaps between communities. There are also opportunities to leverage volunteer networks to temporarily address gaps in publicly funded transportation. For example, Canada could consider a program modelled on the Independent Transportation Network (ITN) in the United

States, a non-profit, low-cost transportation network for older adults that leverages volunteer drivers. ITN members can request a ride for any reason including doctor visits, shopping trips and social activities to enable their AIRP goals.⁵²²

Many Canadian communities are experimenting with small-scale, innovative transportation models that may be more efficient and flexible in small communities than building traditional public transit systems. The success of these initiatives will rely on establishing sustainable funding models to ensure that local communities have continuous access to accessible and equitable transit options. Communities across Canada would also benefit from knowledge-sharing of best practices in implementing new transportation solutions for an ageing population.



7. Integrate screening and solutions for social isolation and loneliness into the delivery of health care, home care and community-support services

There must be a greater understanding among health care and service providers of the health consequences of social isolation and loneliness, and a greater focus on finding effective strategies and interventions to combat these growing issues. Appropriate screening strategies should be integrated into health care settings and home and community-based care programs as a means to identify at-risk individuals who are socially isolated or lonely, which would facilitate primary prevention and help mitigate adverse health effects. Adopting screening tools in other settings, such as community centres and libraries, could also be helpful.

Interventions to address social isolation and loneliness should be increasingly considered in both primary-care settings and home and community-based care programs. One type of health care intervention is “social prescribing,” in which prescriptions are written for non-pharmacologic interventions such as engaging in social activities or exercise.⁵²³ Studies have shown positive impact, with a national social-prescribing program being found to reduce loneliness and improve well-being and confidence.^{524,525} More programming interventions focused on social isolation and loneliness should

be incorporated into community services targeting older adults. While research has not yet been able to identify which interventions are most effective in either the short- or long-term, promising interventions include education and social-activity groups, and programs to improve social skills, enhance social support, increase opportunities for social interaction and address deficits in social cognition.^{526,527}

More targeted support programs are also needed to address social isolation and loneliness among older Canadians who are experiencing or at risk of experiencing social isolation and loneliness. While the Canadian government has made concerted efforts in this space through initiatives such as the New Horizons for Seniors Program, additional funding and resources must be dedicated to addressing the risk of social isolation and loneliness among a growing population of older adults. Such funding should go towards building the capacity of existing programs and organizations working to improve the social well-being of older Canadians, establishing new organizations in under-served communities, and building the collective capacity of organizations to co-ordinate service delivery. Moreover, governments could follow in the footsteps of Denmark, which has implemented legislation that ensures all citizens aged 80 years and older are offered an annual preventive visit to proactively connect them to supports and services that can help combat social isolation and loneliness.⁵²⁸

8. Implement more focused and co-ordinated efforts to promote falls awareness and implement evidence-based, effective and accessible fall-prevention strategies based on best practices

Canada needs more public awareness about the risks and dangers of falling to older adults, safety tips to minimize the number and impact of falls, and the importance of consulting a health care provider after experiencing a fall. While PHAC continues to raise awareness of fall-prevention strategies nationally (along with many provincial and local programs), it could play a strengthened role as the key knowledge-translation mechanism to support the greater adoption of fall-prevention programs and services across the country. As the NIA's rapid review for this report showed, there are gaps in the availability of programs and services supporting fall prevention across Canada. Canada's provinces and territories should be supported to adopt low-cost and evidence-informed fall-prevention programs with a record of success.

Older adults should also be assessed at least once a year by health care providers who can ask about the frequency of falling and difficulties with gait and balance, and conduct a comprehensive risk assessment when necessary.⁵²⁹ Risk factors identified during the assessment should subsequently be targeted with multifactorial interventions.⁵³⁰ Fall awareness and prevention activities should

be provided at no out-of-pocket cost to older adults, delivered in accessible locations, and incorporate solutions to other common participation barriers such as transportation. Advancing the adoption of successful, low-cost and evidence-informed fall-prevention programs has the potential to generate significant reductions in fall-related health care spending, while also addressing related issues that must be effectively addressed to enable AIRP, such as social isolation.

Finally, additional research on the real-world effectiveness of potential interventions should be a priority. There are a growing number of technologies that could potentially enable older adults to live at home more safely, such as wearable sensors and ambient sensor technologies, with considerable research devoted to advancing these technologies. While research on sensor-based interventions has been promising, it has not clearly demonstrated whether they would lead to a meaningful reduction in falls and fall-related injuries in the real world. Other initiatives that could be further examined include exercise programs delivered through video games, compliant flooring technologies and sensor-based walking aids. Governments can fund further research into these technologies to determine whether they can reduce falls and fall-related injuries and ultimately allow older Canadians to age in the *right place*; whether these technologies are useful for caregivers; and ultimately, which technologies merit wider adoption.

9. Improve the provision of both financial and non-financial supports for unpaid caregivers

Adequately recognizing and supporting the invaluable work that unpaid caregivers provide in enabling older Canadians to age in their homes and communities will be crucial to better meeting future care needs. While federal, provincial and territorial governments have made investments over the last decade to provide a variety of financial and other supports for unpaid caregivers, there remains a need for more supportive interventions that equitably acknowledge the needs of unpaid caregivers and the value of their unpaid labour.

Financially, while some provinces offer refundable tax credits for unpaid caregivers, most Canadian jurisdictions and the federal government only offer non-refundable tax credits that can be applied against a form of earned income. These types of credits penalize caregivers who are not employed or earning a sufficient taxable income through other sources.⁵³¹ They also fail to consider the increasing unpaid caregiving contributions of non-relative friends and neighbours. Financial assistance barriers must be removed for low-income unpaid caregivers, as well as caregivers who are not direct family members. Looking to existing initiatives that address these gaps, such as Nova Scotia's caregiver benefit for low-income unpaid caregivers or Quebec's refundable caregivers tax credit, would be valuable in informing Canadian strategies to adequately support unpaid caregivers.

There is a general lack of awareness among Canadian unpaid caregivers about the benefits available to them.⁵³² Moreover, information about accessing these supports is often only available on government tax websites and explained in confusing, inaccessible language. More efforts are needed to raise awareness about the financial assistance available to unpaid caregivers and make it easier for them to access it with user-friendly information and tools.



Canadian jurisdictions should further examine the potential of public policy and labour-market responses to better recognize the value of the unpaid labour provided by caregivers —thereby better supporting this large and growing group of Canadians while reducing avoidable LTC home admissions. They can learn from the experiences of other countries and adapt their interventions to the Canadian context.

There is also a need for more access to non-financial caregiver supports. Firstly, to ensure caregivers have more access to services that meet both their needs and those of their care recipients, a process should be established to assess their needs separately. Secondly, while all provinces and territories provide some form of respite supports to bolster the health and well-being of unpaid caregivers, the availability, level of support and eligibility criteria for these services are not standardized and vary greatly across Canada. Establishing a national minimum standard of services and care for all unpaid caregivers and their care recipients would ensure that services are more streamlined, better reflect needs and increase overall access.⁵³³ Finally, there should be more research into non-financial interventions to support caregivers' well-being, such as education and training, counselling or support groups, and access to adult day programs.

10. Continue to support research on factors that can enable AIRP, as well as potential interventions to support the development of evidence-based policies and practices

More research is needed into how to best support older Canadians to remain in their own homes and communities as they age. Robust research findings and a body of evidence that is context-sensitive, timely, relevant and, most importantly, feasible for policy-makers can properly inform decision-making processes, funding and resource allocation, and best practices to support Canadians to age in the *right* place.

Currently, however, there are a number of research gaps that must be addressed to inform practical, evidence-based policies and practices. In particular, there is a need for more research on the primary causes of transitions into LTC homes, as well as the factors that best protect against them. There have been three recent Canadian studies on the factors that influence entering long-term care among older adults, two of which are highlighted earlier in this report and more fully in the **Appendix**. While this research has provided initial insights into the various predictors of LTC home admissions, more studies are needed to better understand which factors are the most important, and the degree to which they influence such transitions. This is especially important given that the CIHI and Statistics Canada studies have conflicting findings for some predictors.

Access to more data and appropriate analyses are also needed to support stronger linkages between research and effective policies and practices. For example, while loneliness and social isolation have been determined to be important predictors of LTC home admissions, there are no Canadian studies examining this relationship. There is also a need for multiple studies analyzing the same or similar factors, especially using representative population-level data sources to enable comparisons. Such studies would make it possible to conduct meta-analyses of identified predictors of LTC home admissions to generate a better understanding of the effect of each predictor and its interactions with sociodemographic characteristics through more precise estimates.⁵³⁴

Similarly, additional research is needed into potential interventions to support AIRP. Specifically, research funding agencies such as the Canadian Institutes of Health Research, Natural Sciences and Engineering Research Council, Social Sciences and Humanities Research Council and National Research Council of Canada should prioritize research into the efficacy and effectiveness of interventions to demonstrate how well they support older Canadians to maintain their independence in their own homes and communities. Overall, more research will be key to help identify and implement effective and validated interventions to better enable AIRP.



Conclusion

Ensuring Canada is a place where people can safely and successfully age in the *right* place will require the right long-term care policies. Canada's current spending allocation, which is heavily weighted toward more expensive institutionalized LTC, is unsustainable and goes against the preferences of the overwhelming majority of Canadians. Shifting LTC priorities towards more home and community-based care models to better support AIRP would not only provide the growing ranks of older Canadians with options that reflect their wishes, but also offer their governments more cost-effective and fiscally sustainable care solutions. By advancing the NIA's 10 policy recommendations, federal, provincial and territorial governments can begin to take critical steps towards better supporting Canadians to age in the *right* place.



APPENDIX

Factors that Lead to Long-Term Care Admissions Among Older Canadians

The NIA examined the findings from two key reports on the main factors and pathways that lead to long-term care (LTC) home admissions among older Canadians. In 2017, the Canadian Institute for Health Information (CIHI) released its Seniors in Transition Report.⁵³⁵ The report tested 33 factors potentially associated with LTC home admissions, identifying the most impactful

predictors of these care transitions. In 2018, Statistics Canada released its Transitions to Long-term Care and Residential Care Among Seniors Report,⁵³⁶ also identifying significant predictors of Canadians living in a LTC or retirement home. Statistically significant findings from both studies are presented in Tables 1 and 2 in the form of odds ratios from logistic regression models.

Logistic Regression and Odds Ratios

Logistic regression is a statistical method used to assess the likelihood of one of two possible outcomes occurring when the influence of factors that can have an impact on the outcome are taken into account. The result of logistic regression analysis is an odds ratio, which compares the odds of an event occurring in one group with the odds of it occurring in another group (for example, older adults with dementia compared to those without). Odds ratios that are greater than 1 indicate that the event is more likely to occur when the predictor variable is present (if the predictor is categorical) or increases (if the predictor is continuous).

CIHI's Seniors in Transition Report identified six factors that greatly increased the odds (OR = >1.5) of entering institutional care after an initial assessment: Initial assessment in hospital (OR=6.37), requiring extensive physical assistance (OR=3.30), having a moderate cognitive impairment (OR=3.21), living alone (OR=2.02), caregiver unable to continue (OR=1.90) and wandering

(OR=1.73). As Table 1 shows, other significant but less meaningful factors associated with LTC home admission included hip fractures (OR=1.24), cancer (OR=1.22), dementia (OR=1.20), instability (OR=1.20), being a high user of hospital services (OR=1.19), caregiver distress (OR=1.18), falls (OR=1.18), responsive behaviour (OR=1.14), and psychiatric diagnosis (OR=1.10).

CIHI's Seniors in Transition Report also identified factors associated with an increased likelihood of transitioning into residential care among older adults receiving home care. Each of the six factors found to greatly increase the likelihood of entering residential care following an initial assessment were also associated with a transition to residential care after a period of receiving home care. However, as Table 1 reveals, additional factors were also significantly associated with admission to a LTC after receiving home care, with some increasing the likelihood of entering residential care considerably more for older adults receiving home care. Overall, the study identified eight factors that greatly increased the odds of being admitted to a LTC home among older Canadians who were already receiving home care: having a moderate cognitive impairment (OR=5.64), requiring extensive physical assistance (OR=3.06), living alone (OR=2.10), wandering (OR=2.00), instability (OR=1.95), dementia (OR= 1.78), falls (OR=1.69), caregiver distress (OR=1.53), and caregiver unable to continue (OR=1.90). Other factors that were significant but less meaningful contributors included responsive behaviours (OR=1.28), hip fracture (OR=1.14), bowel incontinence (OR=1.13), signs of depression (OR=1.11), psychiatric diagnosis (OR=1.10), and heart disease (OR=1.07).

In terms of sociodemographic characteristics, sex is a significant predictor of LTC home admission, with men less likely than women to be admitted to LTC, whether following an initial assessment (OR=0.92) or following home care (OR=0.89). Living alone also significantly increased the odds of entering institutional

after care after an initial assessment (OR=2.02) and after receiving home care (OR=2.10). Finally, while age was significant only for older adults following an initial assessment (OR=1.02), living in an urban region only significantly reduced the odds of being admitted to a LTC home for older adults after receiving home care (OR=0.84).

Statistics Canada's 2018 report found sex, marital status and home ownership to be three important socio-economic predictors of LTC or retirement home admission in Canada. In particular, as Table 2 shows, women are more likely than men to live in a LTC home or retirement home compared to men. In terms of marital status, those who have lost a spouse are significantly more likely to be living in a LTC or retirement home (OR=4.3 for women, OR=3.7 for men for LTC home; OR=4.2 for women, OR=3.5 for men for retirement home) compared to those who remain married. Similarly, those who were not married were also more likely to live in a LTC or retirement home (OR=2.0 for women, OR=2.4 for men for LTC home; OR=Not significant for women, OR=2.7 for men for retirement home) compared with those who remained married. Individuals who did not own their home were also significantly more likely to be living in a LTC or retirement home (OR=2.1 for women, OR=2.3 for men for LTC home; OR=2.6 for women, OR=2.9 for men for retirement home) compared to those who did.

This report also found that hospitalization and chronic diseases were major health predictors of LTC or retirement home admissions. Among chronic diseases, dementia was found to be the greatest

predictor of LTC home admission for both women and men, and retirement home admission for women (OR=6.7 for women, OR= 6.2 for men for LTC home; OR=4.4 for women for retirement home). Diagnoses of diabetes (OR=1.5 for women for LTC home; OR=1.4 for women, OR=1.8 for men for retirement home) and urinary incontinence (OR=1.3 for women entering a LTC or retirement home) were also found to be predictors of LTC or retirement home admissions compared to those who are not diagnosed with the corresponding chronic conditions. In addition, adults who were previously hospitalized were more likely to enter LTC or retirement homes (OR=1.8 for women, OR=1.9 for men for LTC home; OR=1.8 for men for retirement home) than those who were not previously hospitalized.

Individuals’ self-reported health was also associated with LTC home admissions, with men reporting “poor health” (OR=2.3) and women reporting “fair health” (OR=2.0) significantly more likely to transition into a LTC home than those who reported “excellent health”. However, self-reported health status was not a significant predictor of transition into a retirement home among either men or women.⁵³⁷

Finally, it is important to note that while some factors had varying or conflicting associations between the two studies, that does not mean these factors play no role in shaping transitions into LTC homes among older adults, given that other factors, including some not captured by the data, may interact to influence this likelihood.⁵³⁸

Table 1. 2017 CIHI Seniors in Transitions Study Odds Ratio (OR) Findings around Factors Increasing the Likelihood of Entering a Long-Term Care Home

Factor	Odds of Entering a Long-Term Care Home	
	OR Following Initial Assessment (58,542)	OR Following a Period of Receiving Home Care (43,574)
Age (Mean)	1.02	NS
Male	0.92	0.89
Location of Residence (Urban)	NS	0.84
Living Alone	2.02	2.10

Hospital (Initial Assessment)	6.37	—
Hospital (High User)	1.19	—
Caregiver Distress	1.18	1.53
Caregiver Unable to Continue	1.90	1.90
Requires Physical Assistance (ADL Hierarchy Scale)		
<i>6 Total Dependence</i>	5.67	2.50
<i>5 Dependent</i>	5.99	4.20
<i>4 Maximal</i>	4.12	3.50
<i>3 Extensive</i>	3.30	3.06
<i>2 Limited</i>	2.06	2.27
<i>1 Supervision</i>	1.64	1.88
Cognitive Impairment		
<i>6 Very Severe</i>	2.15	2.50
<i>5 Severe</i>	3.05	4.32
<i>4 Moderately Severe</i>	3.09	4.53
<i>3 Moderate</i>	3.21	5.64
<i>2 Mild</i>	1.68	3.22
<i>1 Borderline</i>	1.25	1.84

Responsive Behaviour	1.14	1
Wandering	1.73	2.00
Instability (CHESS Scale)	1.20	1.95
Falls	1.18	1.69
Bowel Incontinence	NS	1.13
Daily Pain	0.89	0.88
Dementia	1.20	1.78
Signs of Depression	NS	1.11
Any Psychiatric Diagnosis	1.1	1.10
Diabetes	0.89	0.88
Heart Disease	NS	1.07
Congestive Heart Failure	NS	0.89
Stroke	1.13	NS
Cancer	1.22	0.77
Arthritis	0.88	NS
Hip Fracture	1.24	1.14

Notes:

-NS= Not Significant

-All Odds Ratios (OR) presented are significant at the 95% confidence level

-Only factors found to be significant in predicting transitions into residential care either following an initial assessment or after the receipt of home care are presented; factors that were statistically insignificant for both groups are excluded.

Table 2. 2018 Statistics Canada, Transitions to Long-Term Care and Residential Care Among Seniors Report Study Odds Ratio (OR) Findings

	Men		Women	
	Long-Term Care Home	Retirement Home	Long-Term Care Home	Retirement Home
Demographic Characteristics				
Age (75-79)				
80-84	NS	3.5*	1.9*	2.2*
85-89	3.0*	9.8*	4.0*	4.7*
90 and older	6.3*	19.4*	8.0*	7.1*
Marital Status (Remained Married)				
Loss of Spouse	3.7*	3.5*	4.3*	4.2*
Not Married	2.4*	2.7*	2.0*	NS
Living Alone				
	NS	NS	1.5*	2.6*
Dwelling Not Owned by a Household Member				
	2.3*	2.9*	2.1*	2.6*
Self-perceived General Health (Excellent)				
Very good	NS	NS	0.7*	NS
Fair	NS	NS	NS	2.0*
Poor	2.3*	NS	2.0*	NS

Self-perceived Mental Health (Excellent)				
Very Good	1.6*	NS	1.4*	NS
Good	1.6*	NS	1.5*	NS
Fair	2.7*	NS	2.0*	NS
Poor	6.0*	NS	NS	NS
Health Measures				
Chronic Conditions				
Diabetes	NS	1.8*	1.5*	1.4*
Dementia	6.2*	1.9	6.7*	4.4*
Urinary Incontinence	NS	NS	1.3*	1.3*
Mood Disorder	NS	NS	1.7*	1.8*
Overnight as a Patient in a Hospital, Long-Term Care Home, or Convalescent Home in Past Year	1.9*	1.8*	1.8*	NS
Notes: -NS= Not Significant -All Odds Ratios (OR) presented are significant at the 95% confidence level -Only factors found to be significant in predicting transitions into long-term care and residential care are presented; factors that were statistically insignificant for both men and women are excluded				

References

- ¹ Statistics Canada (2022). Census program: Census of population. Retrieved August 1, 2022, from: <https://www12.statcan.gc.ca/census-recensement/index-eng.cfm>
- ² Gibbard, R. (2018). Meeting the care needs of Canada's aging population—July 2018. The Conference Board of Canada. Retrieved August 1, 2022, from: <https://www.cma.ca/sites/default/files/2018-11/Conference%20Board%20of%20Canada%20-%20Meeting%20the%20Care%20Needs%20of%20Canada%27s%20Aging%20Population%20%281%29.PDF>
- ³ Canadian Institute for Health Information (2017). Seniors in transition: Exploring pathways across the care continuum. Retrieved August 1, 2022, from: <https://www.cihi.ca/sites/default/files/document/seniors-in-transition-report-2017-en.pdf>
- ⁴ Canadian Institute for Health Information (2020, August 6). 1 in 9 new long-term care residents potentially could have been cared for at home. Retrieved August 1, 2022, from: <https://www.cihi.ca/en/1-in-9-new-long-term-care-residents-potentially-could-have-been-cared-for-at-home#:~:text=August%206%2C%202020%20—and%20text=We%20found%20that%20in%202018,in%20reporting%20provinces%20and%20territories>
- ⁵ Statistics Canada (2017, December 6). Life expectancy at birth and at age 65, by province and territory, three-year average (Table 13-10-0409-01) [Data set]. Retrieved August 1, 2022, from: <https://doi.org/10.25318/1310040901-eng>
- ⁶ Statistics Canada. (2015). Annual demographic estimates: Canada, provinces and territories. Retrieved August 1, 2022, from: <https://www150.statcan.gc.ca/n1/pub/91-215-x/91-215-x2015000-eng.htm>
- ⁷ National Institute on Ageing. (2020). An evidence informed National Seniors Strategy for Canada - Third edition. Retrieved August 1, 2022, from: http://nationalseniorsstrategy.ca/wp-content/uploads/2020/09/NSS_2020_Third_Edition.pdf
- ⁸ National Institute on Ageing. (2020). An evidence informed National Seniors Strategy for Canada - Third edition. Retrieved August 1, 2022, from: http://nationalseniorsstrategy.ca/wp-content/uploads/2020/09/NSS_2020_Third_Edition.pdf
- ⁹ World Health Organization. (2015). World report on ageing and health. Retrieved August 1, 2022, from: https://apps.who.int/iris/bitstream/handle/10665/186463/9789240694811_eng.pdf
- ¹⁰ World Health Organization. (2015). World report on ageing and health. Retrieved August 1, 2022, from: https://apps.who.int/iris/bitstream/handle/10665/186463/9789240694811_eng.pdf
- ¹¹ Government of Canada. (2016, April 13). Home and community health care. Retrieved August 1, 2022, from: <https://www.canada.ca/en/health-canada/services/home-continuing-care/home-community-care.html>
- ¹² Canadian Institute for Health Information. (2011, December). Health care in Canada, 2011: A focus on seniors and aging. Retrieved August 1, 2022, from: https://www.homecareontario.ca/docs/default-source/publications-mo/hcic_2011_seniors_report_en.pdf
- ¹³ Canadian Institute for Health Information. (2011, December). Health care in Canada, 2011: A focus on seniors and aging. Retrieved August 1, 2022, from: https://www.homecareontario.ca/docs/default-source/publications-mo/hcic_2011_seniors_report_en.pdf

¹⁴ Statistics Canada (2022). Census program: Census of population. Retrieved August 1, 2022, from: <https://www12.statcan.gc.ca/census-recensement/index-eng.cfm>

¹⁵ Gibbard, R. (2018). Meeting the care needs of Canada's aging population—July 2018. The Conference Board of Canada. Retrieved August 1, 2022, from: <https://www.cma.ca/sites/default/files/2018-11/Conference%20Board%20of%20Canada%20-%20Meeting%20the%20Care%20Needs%20of%20Canada%27s%20Aging%20Population%20%281%29.PDF>

¹⁶ Gibbard, R. (2018). Meeting the care needs of Canada's aging population—July 2018. The Conference Board of Canada. Retrieved August 1, 2022, from: <https://www.cma.ca/sites/default/files/2018-11/Conference%20Board%20of%20Canada%20-%20Meeting%20the%20Care%20Needs%20of%20Canada%27s%20Aging%20Population%20%281%29.PDF>

¹⁷ National Institute on Ageing. (2019). The future cost of long-term care in Canada. Retrieved August 1, 2022, from: https://static1.squarespace.com/static/5c2fa7b03917eed9b5a436d8/t/5d9ddfbb353e453a7a90800b/1570627515997/The+per+cent2BFuture+per+cent2BCost_FINAL.pdf

¹⁷ National Institute on Ageing. (2019). The future cost of long-term care in Canada. Retrieved August 1, 2022, from: https://static1.squarespace.com/static/5c2fa7b03917eed9b5a436d8/t/5d9ddfbb353e453a7a90800b/1570627515997/The+per+cent2BFuture+per+cent2BCost_FINAL.pdf

¹⁸ OECD. (2021). Health at a Glance 2021: OECD indicators. OECD iLibrary. Retrieved August 1, 2022, from: https://www.oecd-ilibrary.org/social-issues-migration-health/health-at-a-glance-2021_ae3016b9-en

¹⁹ OECD.Stat. (2022, July). Health expenditure and financing [Data set]. OECD. https://stats.oecd.org/Index.aspx?DataSetCode=SHA&_gl=1*1613uyh*_ga*Nzl4NDkwNjkuMTYzNDA1ODUyOQ..*_ga_F7KSNTXTRX*MTYzODQ4MzMyMS4yLjEuMTYzODQ4MzY1MS4w#

²⁰ Employment and Social Development Canada. (2022, October 6). Minister Khara and Minister Duclos announce Expert Panel to provide recommendations for establishing an Aging at Home Benefit. Retrieved October 7, 2022, from: <https://www.canada.ca/en/employment-social-development/news/2022/10/minister-khara-and-minister-duclos-announce-expert-panel-to-provide-recommendations-for-establishing-an-aging-at-home-benefit.html>

²¹ Source: OECD. (2021). Health at a Glance 2021: OECD indicators. OECD iLibrary. Retrieved August 1, 2022, from: https://www.oecd-ilibrary.org/social-issues-migration-health/health-at-a-glance-2021_ae3016b9-en

²² OECD. (2017). Health at a Glance 2017: OECD indicators. OECD iLibrary. Retrieved August 1, 2022, from: https://doi.org/10.1787/health_glance-2017-en

²³ National Institute on Ageing. (2019). Enabling the future provision of long-term care in Canada. Retrieved August 1, 2022, from: <https://static1.squarespace.com/static/5c2fa7b03917eed9b5a436d8/t/5d9de15a38dca21e46009548/1570627931078/Enabling+the+Future+Provision+of+Long-Term+Care+in+Canada.pdf>

²⁴ Schulz, E. (2010, August). The long-term care system in Denmark. DIW Berlin. Retrieved August 1, 2022, from: <http://dx.doi.org/10.2139/ssrn.1659621>

²⁵ Schulz, E. (2010, August). The long-term care system in Denmark. DIW Berlin. Retrieved August 1, 2022, from: <http://dx.doi.org/10.2139/ssrn.1659621>

²⁶Stuart, M., & Weinrich, M. (2001). Home- and community-based long-term care: Lessons from Denmark. *The Gerontologist*, 41(4). Retrieved from: <https://doi.org/10.1093/geront/41.4.474>

²⁷National Institute on Ageing. (2019). Enabling the future provision of long-term care in Canada. Retrieved August 1, 2022, from: <https://static1.squarespace.com/static/5c2fa7b03917eed9b5a436d8/t/5d9de15a38dca21e46009548/1570627931078/Enabling+the+Future+Provision+of+Long-Term+Care+in+Canada.pdf>

²⁸Schulz, E. (2010, August). The long-term care system in Denmark. DIW Berlin. Retrieved August 1, 2022, from: <http://dx.doi.org/10.2139/ssrn.1659621>

²⁹Busby, C. (2021, November 5). Home care spending data are a launching point for better policies. *Policy Options*. Retrieved August 1, 2022, from: <https://policyoptions.irpp.org/magazines/november-2021/home-care-spending-data-are-a-launching-point-for-better-policies/>

³⁰Canadian Institute for Health Information (2017). Seniors in transition: Exploring pathways across the care continuum. Retrieved August 1, 2022, from: <https://www.cihi.ca/sites/default/files/document/seniors-in-transition-report-2017-en.pdf>

³¹Canadian Institute for Health Information (2020, August 6). 1 in 9 new long-term care residents potentially could have been cared for at home. Retrieved August 1, 2022, from: <https://www.cihi.ca/en/1-in-9-new-long-term-care-residents-potentially-could-have-been-cared-for-at-home#:~:text=August%20%2C%202020%20—and%20found%20that%20in%202018,in%20reporting%20provinces%20and%20territories>

³²National Institute on Ageing. (2020, November). Bringing long-term care home. Retrieved August 1, 2022, from: https://static1.squarespace.com/static/5c2fa7b03917eed9b5a436d8/t/5fb57afdbb4dec698ea3b7d2/1605729021992/BringLTCHome_V2.11.17%284%29pdf.pdf

³³C. Martineau (personal communication, July 20, 2022) noted that data was from Client Health and Related Information System (CHRIS) client information system. Data was pulled on July 20, 2022 through the Ontario Health HCC Information Program team in collaboration with Home and Community Care Support Services (HCCSS) Decision Support. Criteria Used: LTC eligible clients identified as patients with admitted to homecare services where through an interRAI-HC assessment, their MAPLe score was either 4 or 5 (High or Very High appropriateness for LTC home)

³⁴C. Martineau (personal communication, July 20, 2022) noted that data was from Client Health and Related Information System (CHRIS) client information system. Data was pulled on July 20, 2022 through the Ontario Health HCC Information Program team in collaboration with Home and Community Care Support Services (HCCSS) Decision Support. Criteria Used: LTC eligible clients identified as patients with admitted to homecare services where through an interRAI-HC assessment, their MAPLe score was either 4 or 5 (High or Very High appropriateness for LTC home)

³⁵Financial Accountability Office of Ontario. (2021, May 26). Ministry of Long-Term Care: Spending plan review. Retrieved August 1, 2022, from: <https://www.fao.on.org/en/Blog/Publications/2021-ltc-estimates>

³⁶Royal Bank of Canada. (2013, October 24). A place to call home - Canada's retiring boomers hope to stay put, despite potential health issues: RBC poll. Retrieved August 1, 2022, from: <http://www.rbc.com/newsroom/news/2013/20131024-myths-realities.html>

³⁷ National Institute on Ageing. (2021). Pandemic perspectives on long-term care: Insights from Canadians in light of COVID-19. Retrieved August 1, 2022, from: <https://static1.squarespace.com/static/5c2fa7b03917eed9b5a436d8/t/60428c8d3c118d6237a6ac11/1614974093703/English+NIA+CMA+Report.pdf>

³⁸ National Institute on Ageing. (2021). Pandemic perspectives on long-term care: Insights from Canadians in light of COVID-19. Retrieved August 1, 2022, from: <https://static1.squarespace.com/static/5c2fa7b03917eed9b5a436d8/t/60428c8d3c118d6237a6ac11/1614974093703/English+NIA+CMA+Report.pdf>

³⁹ Nikmat, A. W., Hawthorne, G., & Al-Mashoor, S. H. (2015). The comparison of quality of life among people with mild dementia in nursing home and home care--a preliminary report. *Dementia (London, England)*, 14(1). Retrieved from: <https://doi.org/10.1177/1471301213494509>

⁴⁰ Olsen, C., Pedersen, I., Bergland, A., Enders-Slegers, M. J., Jøranson, N., Calogiuri, G., & Ihlebæk, C. (2016). Differences in quality of life in home-dwelling persons and nursing home residents with dementia - A cross-sectional study. *BMC Geriatrics*, 16. Retrieved from: <https://doi.org/10.1186/s12877-016-0312-4>

⁴¹ Ramocha, L. M., Louw, Q. A., & Tshabalala, M. D. (2017). Quality of life and physical activity among older adults living in institutions compared to the community. *The South African Journal of Physiotherapy*, 73(1). Retrieved from: <https://doi.org/10.4102/sajp.v73i1.342>

⁴² Mahmood, A., Yamamoto, T., Lee, M., & Steggell, C. (2008). Perceptions and use of gerotechnology: Implications for aging in place. *Journal of Housing for the Elderly*, 22(1-2). Retrieved from: <https://doi.org/10.1080/02763890802097144>

⁴³ HomeEquity Bank. (n.d.). CHIP Health: Your guide to maintaining independence & achieving financial health. CHIP Reverse Mortgage. Retrieved August 1, 2022, from: https://www.chip.ca/wp-content/uploads/HomeEquity-Booklet_Digital_Subsub_Chip.a.pdf

⁴⁴ Iciaszczyk, N., Feil, C., MacDonald, B. J., Nicin, M., & Sinha, S. (2021). Canadian perspectives on the financial realities of ageing in place. National Institute on Ageing. Retrieved August 1, 2022, from: <https://static1.squarespace.com/static/5c2fa7b03917eed9b5a436d8/t/616c6fc29b1b4148077cb3d0/1634507595342/FinancialRealitiesAgeinginPlace.NIA.pdf>

⁴⁵ Based on the population aged 65 years and older in the 2021 annual demographic estimates, which was 7,081,792 and the number of Canadians aged 65 years and older living in collective dwellings, which was 434,510.

⁴⁶ Statistics Canada. (2019). Data tables, 2016 Census. Retrieved from: <https://www12.statcan.gc.ca/census-recensement/2016/dp-pd/dt-td/Rp-eng.cfm?TABID=2&Lang=E&APATH=3&DETAIL=0&DIM=0&FL=A&FREE=0&GC=0&GID=1234492&GK=0&GRP=1&PID=109537&PRID=10&PTYPE=109445&S=0&SHOWALL=0&SUB=0&Temporal=2016&THEME=116&VID=0&VNAMEE=&VNAMEF=&D1=0&D2=0&D3=0&D4=0&D5=0&D6=0>

⁴⁷ Statistics Canada. (2018, November 21). Table 1: Prevalence of home care use and perceived unmet home care need in the past year, by type of unmet need and predisposing, enabling and needs-related characteristics, household population aged 18 or older, Canada, 2015/2016 [Data set]. Retrieved August 1, 2022, from: <https://www150.statcan.gc.ca/n1/pub/82-003-x/2018011/article/00002/tbl/tbl01-eng.htm>

⁴⁸ Based on the population of Canadians aged 65 years and over in the 2016 Census, which was 5,935,630.

⁴⁹ Those receiving care in designated LTC buildings includes: nursing homes and half those reported as receiving care in facilities that are a mix of both a nursing home and a residence for seniors citizens.

⁵⁰ Statistics Canada. (2018, November 21). Table 1: Prevalence of home care use and perceived unmet home care need in the past year, by type of unmet need and predisposing, enabling and needs-related characteristics, household population aged 18 or older, Canada, 2015/2016 [Data set]. Retrieved August 1, 2022, from: <https://www150.statcan.gc.ca/n1/pub/82-003-x/2018011/article/00002/tbl/tbl01-eng.htm>

⁵¹ Statistics Canada. (2022, October 4). Type of collective dwelling, age and gender for the population in collective dwellings: Canada, provinces and territories (Table 98-10-0045-01) [Data set]. Retrieved October 4, 2022, from: <https://doi.org/10.25318/9810004501-eng>

⁵² Statistics Canada. (2022, October 4). Type of collective dwelling, age and gender for the population in collective dwellings: Canada, provinces and territories (Table 98-10-0045-01) [Data set]. Retrieved October 4, 2022, from: <https://doi.org/10.25318/9810004501-eng>

⁵³ Statistics Canada (2022). Census program: Census of population. Retrieved August 1, 2022, from: <https://www12.statcan.gc.ca/census-recensement/index-eng.cfm>

⁵⁴ Ontario Ministry of Health, Home and Community Care Branch. (2018 December 5). Presentation to the Premier's Council on Improving Healthcare & Ending Hallway Medicine.

⁵⁵ C. Martineau (personal communication, July 20, 2022) noted that data was from MIS Comparative Reports. The data was pulled on July 20, 2022 through the Ontario Health HCC Information Program team in collaboration with HCCSS Decision Support. Criteria Used: MIS category of Elderly (65+ years of age).

⁵⁶ Office of the Parliamentary Budget Officer (2021). Cost estimate for Motion 77: Improvements to long-term care. Retrieved August 1, 2022, from: <https://distribution-a617274656661637473.pbo-dpb.ca/46d6a48451ea460cb2beefb46620819308f298940c57227ea95ae03edd39f61d>

⁵⁷ Gilmour, H. (2018). Unmet home care needs in Canada. *Health Reports*, 29(11). Retrieved from: <https://www150.statcan.gc.ca/n1/pub/82-003-x/2018011/article/00002-eng.pdf>

⁵⁸ Bookman, A. (2008). Innovative models of aging in place: Transforming our communities for an aging population. *Community, Work & Family*, 11(4). Retrieved from: <https://doi.org/10.1080/13668800802362334>

⁵⁹ Canadian Institute for Health Information (2017). Seniors in transition: Exploring pathways across the care continuum. Retrieved August 1, 2022, from: <https://www.cihi.ca/sites/default/files/document/seniors-in-transition-report-2017-en.pdf>

⁶⁰ Garner, R., Tanuseputro, P., Manuel, D. G., & Sanmartin, C. (2022, October 04). Transitions to long-term and residential care among older Canadians. Statistics Canada. Retrieved October 4, 2022, from: <https://www150.statcan.gc.ca/n1/en/catalogue/82-003-X201800554966>

⁶¹ Statistics Canada. (2021, March 4). Research highlights on health and aging. Retrieved August 1, 2022, from: <https://www150.statcan.gc.ca/n1/pub/11-631-x/11-631-x2016001-eng.htm>

⁶²Public Health Agency of Canada. (2021, July 20). Aging and chronic diseases: A profile of Canadian seniors. Government of Canada. Retrieved August 1, 2022, from: <https://www.canada.ca/en/public-health/services/publications/diseases-conditions/aging-chronic-diseases-profile-canadian-seniors-report.html>

⁶³Public Health Ontario. (2019, July). The burden of chronic disease in ontario. Retrieved August 1, 2022, from: https://www.publichealthontario.ca/-/media/Documents/C/2019/cdburden-overview.pdf?sc_lang=en

⁶⁴Public Health Agency of Canada. (2020, December 24). Prevalence of chronic diseases and risk factors among Canadians aged 65 years and older. Government of Canada. Retrieved August 1, 2022, from: <https://www.canada.ca/en/services/health/publications/diseases-conditions/prevalence-chronic-disease-risk-factors-canadians-aged-65-years-older.html>

⁶⁵Canadian Institute for Health Information (2017). Seniors in transition: Exploring pathways across the care continuum. Retrieved August 1, 2022, from: <https://www.cihi.ca/sites/default/files/document/seniors-in-transition-report-2017-en.pdf>

⁶⁶Chronic Disease Prevention Alliance of Canada. (2017, August 4). 2018 pre-budget submission to the House of Commons Standing Committee on Finance. House of Commons of Canada. Retrieved August 1, 2022, from: <https://www.ourcommons.ca/Content/Committee/421/FINA/Brief/BR9073636/br-external/ChronicDiseasePreventionAllianceOfCanada-e.pdf>

⁶⁷Johnston, M. C., Crilly, M., Black, C., Prescott, G. J., & Mercer, S. W. (2019). Defining and measuring multimorbidity: A systematic review of systematic reviews. *European Journal of Public Health*, 29(1). Retrieved from: <https://doi.org/10.1093/eurpub/cky098>

⁶⁸Roberts, K. C., Rao, D. P., Bennett, T. L., Loukine, L., & Jayaraman, G. C. (2015). Prevalence and patterns of chronic disease multimorbidity and associated determinants in Canada. *Health Promotion and Chronic Disease Prevention in Canada: Research, Policy and Practice*, 35(6). Retrieved from: <https://doi.org/10.24095/hpcdp.35.6.01>

⁶⁹Koller, D., Schön, G., Schäfer, I., Glaeske, G., van den Bussche, H., & Hansen, H. (2014). Multimorbidity and long-term care dependency--a five-year follow-up. *BMC Geriatrics*, 14, 70. Retrieved from: <https://doi.org/10.1186/1471-2318-14-70>

⁷⁰Koller, D., Schön, G., Schäfer, I., Glaeske, G., van den Bussche, H., & Hansen, H. (2014). Multimorbidity and long-term care dependency--a five-year follow-up. *BMC Geriatrics*, 14, 70. Retrieved from: <https://doi.org/10.1186/1471-2318-14-70>

⁷¹Koller, D., Schön, G., Schäfer, I., Glaeske, G., van den Bussche, H., & Hansen, H. (2014). Multimorbidity and long-term care dependency--a five-year follow-up. *BMC Geriatrics*, 14, 70. Retrieved from: <https://doi.org/10.1186/1471-2318-14-70>

⁷²Wang, S. Y., Shamliyan, T. A., Talley, K. M., Ramakrishnan, R., & Kane, R. L. (2013). Not just specific diseases: Systematic review of the association of geriatric syndromes with hospitalization or nursing home admission. *Archives of Gerontology and Geriatrics*, 57(1). Retrieved from: <https://doi.org/10.1016/j.archger.2013.03.007>

⁷³de Toledo, P., Jiménez, S., del Pozo, F., Roca, J., Alonso, A., & Hernandez, C. (2006). Telemedicine experience for chronic care in COPD. *IEEE Transactions on Information Technology in Biomedicine : A Publication of the IEEE Engineering in Medicine and Biology Society*, 10(3). Retrieved from: <https://doi.org/10.1109/titb.2005.863877>

⁷⁴ Pinnock, H., Hanley, J., McCloughan, L., Todd, A., Krishan, A., Lewis, S., Stoddart, A., van der Pol, M., MacNee, W., Sheikh, A., Pagliari, C., & McKinstry, B. (2013). Effectiveness of telemonitoring integrated into existing clinical services on hospital admission for exacerbation of chronic obstructive pulmonary disease: Researcher blind, multicentre, randomised controlled trial. *BMJ (Clinical Research Ed.)*, 347, f6070. Retrieved from: <https://doi.org/10.1136/bmj.f6070>

⁷⁵ Ferrante, D., Varini, S., Macchia, A., Soifer, S., Badra, R., Nul, D., Grancelli, H., Doval, H., & GESICA Investigators (2010). Long-term results after a telephone intervention in chronic heart failure: DIAL (Randomized Trial of Phone Intervention in Chronic Heart Failure) follow-up. *Journal of the American College of Cardiology*, 56(5). Retrieved from: <https://doi.org/10.1016/j.jacc.2010.03.049>

⁷⁶ Giordano, A., Zanelli, E., & Scalvini, S. (2011). Home-based telemanagement in chronic heart failure: An 8-year single-site experience. *Journal of Telemedicine and Telecare*, 17(7). Retrieved from: <https://doi.org/10.1258/jtt.2011.110201>

⁷⁷ Weintraub, A., Gregory, D., Patel, A. R., Levine, D., Venesy, D., Perry, K., Delano, C., & Konstam, M. A. (2010). A multicenter randomized controlled evaluation of automated home monitoring and telephonic disease management in patients recently hospitalized for congestive heart failure: The SPAN-CHF II trial. *Journal of Cardiac Failure*, 16(4). Retrieved from: <https://doi.org/10.1016/j.cardfail.2009.12.012>

⁷⁸ Weintraub, A., Gregory, D., Patel, A. R., Levine, D., Venesy, D., Perry, K., Delano, C., & Konstam, M. A. (2010). A multicenter randomized controlled evaluation of automated home monitoring and telephonic disease management in patients recently hospitalized for congestive heart failure: The SPAN-CHF II trial. *Journal of Cardiac Failure*, 16(4). Retrieved from: <https://doi.org/10.1016/j.cardfail.2009.12.012>

⁷⁹ Chaudhry, S. I., Phillips, C. O., Stewart, S. S., Riegel, B., Mattera, J. A., Jerant, A. F., & Krumholz, H. M. (2007). Telemonitoring for patients with chronic heart failure: A systematic review. *Journal of Cardiac Failure*, 13(1). Retrieved from: <https://doi.org/10.1016/j.cardfail.2006.09.001>

⁸⁰ Health Quality Ontario. (2013). In-home care for optimizing chronic disease management in the community: An evidence-based analysis. Ontario Health Technology Assessment Series, 13(5). Retrieved from: <https://www.ncbi.nlm.nih.gov/pmc/articles/PMC3804052/>

⁸¹ Mattke, S., Han, D., Wilks, A., & Sloss, E. (2015). Medicare home visit program associated with fewer hospital and nursing home admissions, increased office visits. *Health Affairs (Project Hope)*, 34(12). Retrieved from: <https://doi.org/10.1377/hlthaff.2015.0583>

⁸² Schulz, R. M., Porter, C., Lane, M., Cornman, C., & Branham, L. (2011). Impact of a medication management system on nursing home admission rate in a community-dwelling nursing home-eligible Medicaid population. *The American Journal of Geriatric Pharmacotherapy*, 9(1). Retrieved from: <https://doi.org/10.1016/j.amjopharm.2011.02.008>

⁸³ Brohman, M. K., Green, M. E., Dixon, J., Whittaker, R., Fallon, L., & Lajkosz, K. (2018). Community Paramedicine Remote Patient Monitoring (CPRPM): Benefits evaluation & lessons learned, 2015/17. Canada Health Infoway. Retrieved August 1, 2022, from: <https://www.infoway-inforoute.ca>

⁸⁴ County of Simcoe. (2014). Community paramedicine. Retrieved August 1, 2022, from: <https://www.simcoe.ca/paramedicine>

- ⁸⁵Verma, A. A., Klich, J., Thurston, A., Scantlebury, J., Kiss, A., Seddon, G., & Sinha, S. K. (2018). Paramedic-initiated home care referrals and use of home care and emergency medical services. *Prehospital Emergency Care*, 22(3). Retrieved from: <https://doi.org/10.1080/10903127.2017.1387627>
- ⁸⁶Brohman, M. K., Green, M. E., Dixon, J., Whittaker, R., Fallon, L., & Lajkosz, K. (2018). Community Paramedicine Remote Patient Monitoring (CPRPM): Benefits evaluation & lessons learned, 2015/17. Canada Health Infoway. Retrieved August 1, 2022, from: <https://www.infoway-inforoute.ca>
- ⁸⁷Centers for Disease Control and Prevention. (2019, April 5). What is dementia? Retrieved August 1, 2022, from: <https://www.cdc.gov/aging/dementia/index.html#:~:text=Dementia%20per%20cent20is%20per%20cent20not%20per%20cent20a%20per%20cent20specific,a%20per%20cent20part%20per%20cent20of%20per%20cent20normal%20per%20cent20aging.>
- ⁸⁸Chodosh, J., Seeman, T. E., Keeler, E., Sewall, A., Hirsch, S. H., Guralnik, J. M., & Reuben, D. B. (2004). Cognitive decline in high-functioning older persons is associated with an increased risk of hospitalization. *Journal of the American Geriatrics Society*, 52(9). Retrieved from: <https://doi.org/10.1111/j.1532-5415.2004.52407.x>
- ⁸⁹Eaker, E. D., Vierkant, R. A., & Mickel, S. F. (2002). Predictors of nursing home admission and/or death in incident Alzheimer's disease and other dementia cases compared to controls: A population-based study. *Journal of clinical epidemiology*, 55(5). Retrieved from: [https://doi.org/10.1016/s0895-4356\(01\)00498-x](https://doi.org/10.1016/s0895-4356(01)00498-x)
- ⁹⁰Goodlin, S., Boulton, C., Bubolz, T., & Chiang, L. (2004). Who will need long-term care? Creation and validation of an instrument that identifies older people at risk. *Disease Management*, 7(4). Retrieved from: <https://doi.org/10.1089/dis.2004.7.267>
- ⁹¹Long, S. K., Liu, K., Black, K., O'Keeffe, J., & Molony, S. (2005). Getting by in the community: Lessons from frail elders. *Journal of Aging and Social Policy*, 17(1). Retrieved from: https://doi.org/10.1300/J031v17n01_02
- ⁹²Rockwood, K., Stolee, P., & McDowell, I. (1996). Factors associated with institutionalization of older people in Canada: Testing a multifactorial definition of frailty. *Journal of the American Geriatrics Society*, 44(5). Retrieved from: <https://doi.org/10.1111/j.1532-5415.1996.tb01446.x>
- ⁹³Huyer, G., Brown, C., Spruin, S., Hsu, A. T., Fisher, S., Manuel, D. G., Bronskill, S. E., Qureshi, D., & Tanuseputro, P. (2020). Five-year risk of admission to long-term care home and death for older adults given a new diagnosis of dementia: A population-based retrospective cohort study. *CMAJ : Canadian Medical Association Journal = Journal de L'Association Medicale Canadienne*, 192(16). Retrieved from: <https://doi.org/10.1503/cmaj.190999>
- ⁹⁴Canadian Institute for Health Information (2017). Seniors in transition: Exploring pathways across the care continuum. Retrieved August 1, 2022, from: <https://www.cihi.ca/sites/default/files/document/seniors-in-transition-report-2017-en.pdf>
- ⁹⁵Alzheimer Society of Canada. (2022). The Landmark Study report 1: Navigating the path forward for dementia in Canada. Retrieved October 4, 2022, from: https://alzheimer.ca/sites/default/files/documents/Landmark-Study-Report-1-Path_Alzheimer-Society-Canada.pdf
- ⁹⁶Alzheimer Society of Canada. (2022). The Landmark Study report 1: Navigating the path forward for dementia in Canada. Retrieved October 4, 2022, from: https://alzheimer.ca/sites/default/files/documents/Landmark-Study-Report-1-Path_Alzheimer-Society-Canada.pdf

⁹⁷ Alzheimer Society of Canada. (2022). The Landmark Study report 1: Navigating the path forward for dementia in Canada. Retrieved October 4, 2022, from: https://alzheimer.ca/sites/default/files/documents/Landmark-Study-Report-1-Path_Alzheimer-Society-Canada.pdf

⁹⁸ Alzheimer Society of Canada. (2022). The Landmark Study report 1: Navigating the path forward for dementia in Canada. Retrieved October 4, 2022, from: https://alzheimer.ca/sites/default/files/documents/Landmark-Study-Report-1-Path_Alzheimer-Society-Canada.pdf

⁹⁹ Alzheimer Society of Canada. (2022). The Landmark Study report 1: Navigating the path forward for dementia in Canada. Retrieved October 4, 2022, from: https://alzheimer.ca/sites/default/files/documents/Landmark-Study-Report-1-Path_Alzheimer-Society-Canada.pdf

¹⁰⁰ Alzheimer Society of Canada. (2022). The Landmark Study report 1: Navigating the path forward for dementia in Canada. Retrieved October 4, 2022, from: https://alzheimer.ca/sites/default/files/documents/Landmark-Study-Report-1-Path_Alzheimer-Society-Canada.pdf

¹⁰¹ Alzheimer Society of Canada. (2022). The Landmark Study report 1: Navigating the path forward for dementia in Canada. Retrieved October 4, 2022, from: https://alzheimer.ca/sites/default/files/documents/Landmark-Study-Report-1-Path_Alzheimer-Society-Canada.pdf

¹⁰² Alzheimer Society of Canada. (2022). The Landmark Study report 1: Navigating the path forward for dementia in Canada. Retrieved October 4, 2022, from: https://alzheimer.ca/sites/default/files/documents/Landmark-Study-Report-1-Path_Alzheimer-Society-Canada.pdf

¹⁰³ Public Health Agency of Canada. (2021, April 20). A dementia strategy for Canada: Together we aspire. Government of Canada. Retrieved August 1, 2022, from: <https://www.canada.ca/en/public-health/services/publications/diseases-conditions/dementia-strategy.html#s2>

¹⁰⁴ Livingston, G., Huntley, J., Sommerlad, A., Ames, D., Ballard, C., Banerjee, S., Brayne, C., Burns, A., Cohen-Mansfield, J., Cooper, C., Costafreda, S. G., Dias, A., Fox, N., Gitlin, L. N., Howard, R., Kales, H. C., Kivimäki, M., Larson, E. B., Ogunniyi, A., ... Mukadam, N. (2020). Dementia prevention, intervention, and care: 2020 report of the Lancet Commission. *Lancet* (London, England), 396(10248). Retrieved from: [https://doi.org/10.1016/S0140-6736\(20\)30367-6](https://doi.org/10.1016/S0140-6736(20)30367-6)

¹⁰⁵ Livingston, G., Huntley, J., Sommerlad, A., Ames, D., Ballard, C., Banerjee, S., Brayne, C., Burns, A., Cohen-Mansfield, J., Cooper, C., Costafreda, S. G., Dias, A., Fox, N., Gitlin, L. N., Howard, R., Kales, H. C., Kivimäki, M., Larson, E. B., Ogunniyi, A., ... Mukadam, N. (2020). Dementia prevention, intervention, and care: 2020 report of the Lancet Commission. *Lancet* (London, England), 396(10248). Retrieved from: [https://doi.org/10.1016/S0140-6736\(20\)30367-6](https://doi.org/10.1016/S0140-6736(20)30367-6)

¹⁰⁶ Livingston, G., Huntley, J., Sommerlad, A., Ames, D., Ballard, C., Banerjee, S., Brayne, C., Burns, A., Cohen-Mansfield, J., Cooper, C., Costafreda, S. G., Dias, A., Fox, N., Gitlin, L. N., Howard, R., Kales, H. C., Kivimäki, M., Larson, E. B., Ogunniyi, A., ... Mukadam, N. (2020). Dementia prevention, intervention, and care: 2020 report of the Lancet Commission. *Lancet* (London, England), 396(10248). Retrieved from: [https://doi.org/10.1016/S0140-6736\(20\)30367-6](https://doi.org/10.1016/S0140-6736(20)30367-6)

¹⁰⁷ Black, C. M., Fillit, H., Xie, L., Hu, X., Kariburyo, M. F., Ambegaonkar, B. M., Baser, O., Yuce, H., & Khandker, R. K. (2018). Economic burden, mortality, and institutionalization in patients newly diagnosed with Alzheimer's disease. *Journal of Alzheimer's Disease : JAD*, 61(1). Retrieved from: <https://doi.org/10.3233/JAD-170518>

¹⁰⁸ Black, C. M., Fillit, H., Xie, L., Hu, X., Kariburyo, M. F., Ambegaonkar, B. M., Baser, O., Yuce, H., & Khandker, R. K. (2018). Economic burden, mortality, and institutionalization in patients newly diagnosed with Alzheimer's disease. *Journal of Alzheimer's Disease : JAD*, 61(1). Retrieved from: <https://doi.org/10.3233/JAD-170518>

¹⁰⁹ Lang, L., Clifford, A., Wei, L., Zhang, D., Leung, D., Augustine, G., Danat, I. M., Zhou, W., Copeland, J. R., Anstey, K. J., & Chen, R. (2017). Prevalence and determinants of undetected dementia in the community: A systematic literature review and a meta-analysis. *BMJ Open*, 7(2). Retrieved from: <https://doi.org/10.1136/bmjopen-2016-011146>

¹¹⁰ Lee, D. A., Tirlea, L., & Haines, T. P. (2020). Non-pharmacological interventions to prevent hospital or nursing home admissions among community-dwelling older people with dementia: A systematic review and meta-analysis. *Health & Social Care in the Community*, 28(5). Retrieved from: <https://doi.org/10.1111/hsc.12984>

¹¹¹ Lee, D. A., Tirlea, L., & Haines, T. P. (2020). Non-pharmacological interventions to prevent hospital or nursing home admissions among community-dwelling older people with dementia: A systematic review and meta-analysis. *Health & Social Care in the Community*, 28(5). Retrieved from: <https://doi.org/10.1111/hsc.12984>

¹¹² Reilly, S., Miranda-Castillo, C., Malouf, R., Hoe, J., Toot, S., Challis, D., & Orrell, M. (2015). Case management approaches to home support for people with dementia. *The Cochrane Database of Systematic Reviews*, 1(1). Retrieved from: <https://doi.org/10.1002/14651858.CD008345.pub2>

¹¹³ Reilly, S., Miranda-Castillo, C., Malouf, R., Hoe, J., Toot, S., Challis, D., & Orrell, M. (2015). Case management approaches to home support for people with dementia. *The Cochrane Database of Systematic Reviews*, 1(1). Retrieved from: <https://doi.org/10.1002/14651858.CD008345.pub2>

¹¹⁴ Dourado, M. C., & Laks, J. (2016). Psychological interventions for neuropsychiatric disturbances in mild and moderate Alzheimer's disease: Current evidences and future directions. *Current Alzheimer Research*, 13(10). Retrieved from: <https://doi.org/10.2174/1567205013666160728143123>

¹¹⁵ Dourado, M. C., & Laks, J. (2016). Psychological interventions for neuropsychiatric disturbances in mild and moderate Alzheimer's disease: Current evidences and future directions. *Current Alzheimer Research*, 13(10). Retrieved from: <https://doi.org/10.2174/1567205013666160728143123>

¹¹⁶ O'Loughlin, J., Robitaille, Y., Boivin, J., & Suissa, S. (1993). Incidence of and risk factors for falls and injurious falls among the community-dwelling elderly. *American Journal of Epidemiology*, 137(3). Retrieved from: <https://doi.org/10.1093/oxfordjournals.aje.a116681>

¹¹⁷ Blake, A. J., Morgan, K., Bendall, M. J., Dallosso, H., Ebrahim, S. B., Arie, T. H., Fentem, P. H., & Bassey, E. J. (1988). Falls by elderly people at home: Prevalence and associated factors. *Age and Ageing*, 17(6). Retrieved from: <https://doi.org/10.1093/ageing/17.6.365>

¹¹⁸ Prudham, D., & Evans, J. G. (1981). Factors associated with falls in the elderly: A community study. *Age and Ageing*, 10(3). Retrieved from: <https://doi.org/10.1093/ageing/10.3.141>

¹¹⁹ Downton, J., & Andrews, K. (2013). Prevalence, characteristics and factors associated with falls among the elderly living at home. *Aging Clinical and Experimental Research*, 3(3). Retrieved from: <https://doi.org/10.1007/bf03324009>

¹²⁰ Stalenhoef, P. A., Diederiks, J. P., Knottnerus, J. A., Kester, A. D., & Crebolder, H. F. (2002). A risk model for the prediction of recurrent falls in community-dwelling elderly: A prospective cohort study. *Journal of Clinical Epidemiology*, 55(11). Retrieved from: [https://doi.org/10.1016/s0895-4356\(02\)00502-4](https://doi.org/10.1016/s0895-4356(02)00502-4)

¹²¹ Tinetti, M., Speechley, M., & Ginter, S. (1988). Risk factors for falls among elderly persons living in the community. *The New England Journal of Medicine*, 319(26). Retrieved from: <https://doi.org/10.1056/nejm198812293192604>

¹²² Public Health Agency of Canada (2022, June 8). Surveillance report on falls among older adults in Canada. Government of Canada. Retrieved August 1, 2022, from: <https://www.canada.ca/en/public-health/services/publications/healthy-living/surveillance-report-falls-older-adults-canada.html>

¹²³ Public Health Agency of Canada (2022, June 8). Surveillance report on falls among older adults in Canada. Government of Canada. Retrieved August 1, 2022, from: <https://www.canada.ca/en/public-health/services/publications/healthy-living/surveillance-report-falls-older-adults-canada.html>

¹²⁴ Public Health Agency of Canada (2014). Seniors' falls in Canada: Second report. Retrieved August 1, 2022, from: https://www.phac-aspc.gc.ca/seniors-aines/publications/public/injury-blessure/seniors_falls-chutes_aines/assets/pdf/seniors_falls-chutes_aines-eng.pdf

¹²⁵ Public Health Agency of Canada (2022, June 8). Surveillance report on falls among older adults in Canada. Government of Canada. Retrieved August 1, 2022, from: <https://www.canada.ca/en/public-health/services/publications/healthy-living/surveillance-report-falls-older-adults-canada.html>

¹²⁶ Public Health Agency of Canada (2022, June 8). Surveillance report on falls among older adults in Canada. Government of Canada. Retrieved August 1, 2022, from: <https://www.canada.ca/en/public-health/services/publications/healthy-living/surveillance-report-falls-older-adults-canada.html>

¹²⁷ Public Health Agency of Canada (2014). Seniors' falls in Canada: Second report. Retrieved August 1, 2022, from: https://www.phac-aspc.gc.ca/seniors-aines/publications/public/injury-blessure/seniors_falls-chutes_aines/assets/pdf/seniors_falls-chutes_aines-eng.pdf

¹²⁸ Public Health Agency of Canada (2022, June 8). Surveillance report on falls among older adults in Canada. Government of Canada. Retrieved August 1, 2022, from: <https://www.canada.ca/en/public-health/services/publications/healthy-living/surveillance-report-falls-older-adults-canada.html>

¹²⁹ Public Health Agency of Canada (2014). Seniors' falls in Canada: Second report. Retrieved August 1, 2022, from: https://www.phac-aspc.gc.ca/seniors-aines/publications/public/injury-blessure/seniors_falls-chutes_aines/assets/pdf/seniors_falls-chutes_aines-eng.pdf

¹³⁰ Parachute. (2022, July 19). Cost of injury in Canada. Retrieved August 1, 2022, from: <https://parachute.ca/en/professional-resource/cost-of-injury-in-canada/>

¹³¹ Public Health Agency of Canada (2022, June 8). Surveillance report on falls among older adults in Canada. Government of Canada. Retrieved August 1, 2022, from: <https://www.canada.ca/en/public-health/services/publications/healthy-living/surveillance-report-falls-older-adults-canada.html>

¹³² Canadian Institute for Health Information. (2022). Exercise caution: Canadians frequently injured in falls. Retrieved August 1, 2022, from: <https://www.cihi.ca/en/exercise-caution-canadians-frequently-injured-in-falls>

¹³³ Canadian Institute for Health Information. (2022). Exercise caution: Canadians frequently injured in falls. Retrieved August 1, 2022, from: <https://www.cihi.ca/en/exercise-caution-canadians-frequently-injured-in-falls>

¹³⁴ Public Health Agency of Canada (2014). Seniors' falls in Canada: Second report. Retrieved August 1, 2022, from: https://www.phac-aspc.gc.ca/seniors-aines/publications/public/injury-blessure/seniors_falls-chutes_aines/assets/pdf/seniors_falls-chutes_aines-eng.pdf

¹³⁵ Canadian Institute for Health Information. (2019, July). Injuries among seniors. <https://www.cihi.ca/en/injuries-among-seniors>

¹³⁶ Canadian Institute for Health Information. (2019, July). Injuries among seniors. <https://www.cihi.ca/en/injuries-among-seniors>

¹³⁷ Canadian Institute for Health Information. (2019, July). Injuries among seniors. <https://www.cihi.ca/en/injuries-among-seniors>

¹³⁸ Centers for Disease Control and Prevention. (2021, December 2). WISQARS™ — Web-based injury statistics query and reporting system. Retrieved August 1, 2022, from: <https://www.cdc.gov/injury/wisqars/>

¹³⁹ Public Health Agency of Canada (2014). Seniors' Falls in Canada. Second Report. Retrieved from: https://www.phac-aspc.gc.ca/seniors-aines/publications/public/injury-blessure/seniors_falls-chutes_aines/assets/pdf/seniors_falls-chutes_aines-eng.pdf

¹⁴⁰ Public Health Agency of Canada (2014). Seniors' falls in Canada: Second report. Retrieved August 1, 2022, from: https://www.phac-aspc.gc.ca/seniors-aines/publications/public/injury-blessure/seniors_falls-chutes_aines/assets/pdf/seniors_falls-chutes_aines-eng.pdf

¹⁴¹ Public Health Agency of Canada. (2016, April 28). You can prevent falls! Government of Canada. Retrieved August 1, 2022, from: <https://www.canada.ca/en/public-health/services/health-promotion/aging-seniors/publications/publications-general-public/you-prevent-falls.html>

¹⁴² Public Health Agency of Canada (2022, June 8). Surveillance report on falls among older adults in Canada. Government of Canada. Retrieved August 1, 2022, from: <https://www.canada.ca/en/public-health/services/publications/healthy-living/surveillance-report-falls-older-adults-canada.html>

¹⁴³ Public Health Agency of Canada (2022, June 8). Surveillance report on falls among older adults in Canada. Government of Canada. Retrieved August 1, 2022, from: <https://www.canada.ca/en/public-health/services/publications/healthy-living/surveillance-report-falls-older-adults-canada.html>

- ¹⁴⁴Public Health Agency of Canada (2022, June 8). Surveillance report on falls among older adults in Canada. Government of Canada. Retrieved August 1, 2022, from: <https://www.canada.ca/en/public-health/services/publications/healthy-living/surveillance-report-falls-older-adults-canada.html>
- ¹⁴⁵Public Health Agency of Canada (2022, June 8). Surveillance report on falls among older adults in Canada. Government of Canada. Retrieved August 1, 2022, from: <https://www.canada.ca/en/public-health/services/publications/healthy-living/surveillance-report-falls-older-adults-canada.html>
- ¹⁴⁶Ioannidis, G., Papaioannou, A., Hopman, W. M., Akhtar-Danesh, N., Anastassiades, T., Pickard, L., ... & Adachi, J. D. (2009). Relation between fractures and mortality: results from the Canadian Multicentre Osteoporosis Study. *Cmaj*, 181(5), 265-271.
- ¹⁴⁷Jiang, H. X., Majumdar, S. R., Dick, D. A., Moreau, M., Raso, J., Otto, D. D., & Johnston, D. W. (2005). Development and initial validation of a risk score for predicting in-hospital and 1-year mortality in patients with hip fractures. *Journal of Bone and Mineral Research : The Official Journal of the American Society for Bone and Mineral Research*, 20(3). Retrieved from: <https://doi.org/10.1359/JBMR.041133>
- ¹⁴⁸Wolinsky, F. D., Bentler, S. E., Liu, L., Obrizan, M., Cook, E. A., Wright, K. B., Geweke, J. F., Chrischilles, E. A., Pavlik, C. E., Ohsfeldt, R. L., Jones, M. P., Richardson, K. K., Rosenthal, G. E., & Wallace, R. B. (2009). Recent hospitalization and the risk of hip fracture among older Americans. *The Journals of Gerontology. Series A, Biological Sciences and Medical Sciences*, 64(2). Retrieved from: <https://doi.org/10.1093/gerona/gln027>
- ¹⁴⁹Parachute. (2022, July 19). Cost of injury in Canada. Retrieved August 1, 2022, from: <https://parachute.ca/en/professional-resource/cost-of-injury-in-canada/>
- ¹⁵⁰Gouveia, É., Gouveia, B. R., Ihle, A., Kliegel, M., Maia, J. A., I Badia, S. B., & Freitas, D. L. (2017). Correlates of health-related quality of life in young-old and old-old community-dwelling older adults. *Quality of Life Research : An International Journal of Quality of Life Aspects of Treatment, Care and Rehabilitation*, 26(6). Retrieved from: <https://doi.org/10.1007/s11136-017-1502-z>
- ¹⁵¹Stenhagen, M., Ekström, H., Nordell, E., & Elmståhl, S. (2014). Accidental falls, health-related quality of life and life satisfaction: A prospective study of the general elderly population. *Archives of Gerontology and Geriatrics*, 58(1). Retrieved from: <https://doi.org/10.1016/j.archger.2013.07.006>
- ¹⁵²Liu, M., Hou, T., Li, Y., Sun, X., Szanton, S. L., Clemson, L., & Davidson, P. M. (2021). Fear of falling is as important as multiple previous falls in terms of limiting daily activities: A longitudinal study. *BMC Geriatrics*, 21(1). Retrieved from: <https://doi.org/10.1186/s12877-021-02305-8>
- ¹⁵³Fransen, M., Woodward, M., Norton, R., Robinson, E., Butler, M., & Campbell, A. (2002). Excess mortality or institutionalization after hip fracture: Men are at greater risk than women. *Journal of the American Geriatrics Society (JAGS)*, 50(4). Retrieved from: <https://doi.org/10.1046/j.1532-5415.2002.50163.x>
- ¹⁵⁴Harboun, M., Dorenlot, P., Cohen, N., Steinhagen-Thiessen, E., & Ankri, J. (2008). Impact of hip fracture, heart failure and weight loss on the risk of institutionalization of community-dwelling patients with dementia. *International Journal of Geriatric Psychiatry*, 23(12). Retrieved from: <https://doi.org/10.1002/gps.2058>
- ¹⁵⁵Morin, S., Lix, L., Azimae, M., Metge, C., Majumdar, S., & Leslie, W. (2011). Institutionalization following incident non-traumatic fractures in community-dwelling men and women. *Osteoporosis International*, 23(9). Retrieved from: <https://doi.org/10.1007/s00198-011-1815-7>

¹⁵⁶Stevens, J. A., Ballesteros, M. F., Mack, K. A., Rudd, R. A., DeCaro, E., & Adler, G. (2012). Gender differences in seeking care for falls in the aged Medicare population. *American Journal of Preventive Medicine*, 43(1). Retrieved from: <https://doi.org/10.1016/j.amepre.2012.03.008>

¹⁵⁷Public Health Agency of Canada (2022, June 8). Surveillance report on falls among older adults in Canada. Government of Canada. Retrieved August 1, 2022, from: <https://www.canada.ca/en/public-health/services/publications/healthy-living/surveillance-report-falls-older-adults-canada.html>

¹⁵⁸Public Health Agency of Canada (2022, June 8). Surveillance report on falls among older adults in Canada. Government of Canada. Retrieved August 1, 2022, from: <https://www.canada.ca/en/public-health/services/publications/healthy-living/surveillance-report-falls-older-adults-canada.html>

¹⁵⁹Public Health Agency of Canada (2022, June 8). Surveillance report on falls among older adults in Canada. Government of Canada. Retrieved August 1, 2022, from: <https://www.canada.ca/en/public-health/services/publications/healthy-living/surveillance-report-falls-older-adults-canada.html>

¹⁶⁰Public Health Agency of Canada (2022, June 8). Surveillance report on falls among older adults in Canada. Government of Canada. Retrieved August 1, 2022, from: <https://www.canada.ca/en/public-health/services/publications/healthy-living/surveillance-report-falls-older-adults-canada.html>

¹⁶¹Public Health Agency of Canada (2022, June 8). Surveillance report on falls among older adults in Canada. Government of Canada. Retrieved August 1, 2022, from: <https://www.canada.ca/en/public-health/services/publications/healthy-living/surveillance-report-falls-older-adults-canada.html>

¹⁶²Public Health Agency of Canada (2014). Seniors' falls in Canada: Second report. Retrieved August 1, 2022, from: https://www.phac-aspc.gc.ca/seniors-aines/publications/public/injury-blessure/seniors_falls-chutes_aines/assets/pdf/seniors_falls-chutes_aines-eng.pdf

¹⁶³World Health Organization. (2007). WHO global report on falls prevention in older age. Retrieved August 1, 2022, from: <https://apps.who.int/iris/rest/bitstreams/52046/retrieve>

¹⁶⁴Peel, N., McClure, R., & Hendrikz, J. (2006). Health-protective behaviours and risk of fall-related hip fractures: A population-based case-control study. *Age and Ageing*, 35(5). Retrieved from: <https://doi.org/10.1093/ageing/afl056>

¹⁶⁵American Geriatrics Society, British Geriatrics Society, & American Academy of Orthopedic Surgeons Panel on Falls Prevention. (2001). Guideline for the prevention of falls in older persons. *Journal of the American Geriatrics Society*, 49(5). Retrieved from: <https://doi.org/10.1046/j.1532-5415.2001.49115.x>

¹⁶⁶World Health Organization. (2007). WHO global report on falls prevention in older age. Retrieved August 1, 2022, from: <https://apps.who.int/iris/rest/bitstreams/52046/retrieve>

¹⁶⁷World Health Organization. (2007). WHO global report on falls prevention in older age. Retrieved August 1, 2022, from: <https://apps.who.int/iris/rest/bitstreams/52046/retrieve>

¹⁶⁸Chang, J., Morton, S., Rubenstein, L., Mojica, W., Maglione, M., Suttorp, M., Roth, E., & Shekelle, P. (2004). Interventions for the prevention of falls in older adults: Systematic review and meta-analysis of randomised clinical trials. *BMJ*, 328(7441). Retrieved from: <https://doi.org/10.1136/bmj.328.7441.680>

¹⁶⁹ Gillespie, L. D., Gillespie, W. J., Robertson, M. C., Lamb, S. E., Cumming, R. G., & Rowe, B. H. (2001). Interventions for preventing falls in elderly people. *The Cochrane Database of Systematic Reviews*, (3). Retrieved from: <https://doi.org/10.1002/14651858.CD000340>

¹⁷⁰ Public Health Agency of Canada (2014). *Seniors' falls in Canada: Second report*. Retrieved August 1, 2022, from: https://www.phac-aspc.gc.ca/seniors-aines/publications/public/injury-blessure/seniors_falls-chutes_aines/assets/pdf/seniors_falls-chutes_aines-eng.pdf

¹⁷¹ Chang, J., Morton, S., Rubenstein, L., Mojica, W., Maglione, M., Suttorp, M., Roth, E., & Shekelle, P. (2004). Interventions for the prevention of falls in older adults: Systematic review and meta-analysis of randomised clinical trials. *BMJ*, 328(7441). Retrieved from: <https://doi.org/10.1136/bmj.328.7441.680>

¹⁷² Gillespie, L. D., Robertson, M. C., Gillespie, W. J., Sherrington, C., Gates, S., Clemson, L. M., & Lamb, S. E. (2012). Interventions for preventing falls in older people living in the community. *The Cochrane Database of Systematic Reviews*, 2012(9). Retrieved from: <https://doi.org/10.1002/14651858.CD007146.pub3>

¹⁷³ Todd, C., & Skelton, D. (2004). What are the main risk factors for falls amongst older people and what are the most effective interventions to prevent these falls? World Health Organization. Retrieved August 1, 2022, from: https://www.euro.who.int/__data/assets/pdf_file/0018/74700/E82552.pdf

¹⁷⁴ Public Health Agency of Canada (2014). *Seniors' falls in Canada: Second report*. Retrieved August 1, 2022, from: https://www.phac-aspc.gc.ca/seniors-aines/publications/public/injury-blessure/seniors_falls-chutes_aines/assets/pdf/seniors_falls-chutes_aines-eng.pdf

¹⁷⁵ World Health Organization. (2007). *WHO global report on falls prevention in older age*. Retrieved August 1, 2022, from: <https://apps.who.int/iris/rest/bitstreams/52046/retrieve>

¹⁷⁶ Chang, J., Morton, S., Rubenstein, L., Mojica, W., Maglione, M., Suttorp, M., Roth, E., & Shekelle, P. (2004). Interventions for the prevention of falls in older adults: Systematic review and meta-analysis of randomised clinical trials. *BMJ*, 328(7441). Retrieved from: <https://doi.org/10.1136/bmj.328.7441.680>

¹⁷⁷ Gillespie, L. D., Gillespie, W. J., Robertson, M. C., Lamb, S. E., Cumming, R. G., & Rowe, B. H. (2001). Interventions for preventing falls in elderly people. *The Cochrane Database of Systematic Reviews*, (3). Retrieved from: <https://doi.org/10.1002/14651858.CD000340>

¹⁷⁸ World Health Organization. (2007). *WHO global report on falls prevention in older age*. Retrieved August 1, 2022, from: <https://apps.who.int/iris/rest/bitstreams/52046/retrieve>

¹⁷⁹ Wolf, S. L., Barnhart, H. X., Kutner, N. G., McNeely, E., Coogler, C., Xu, T., & Atlanta FICSIT Group. (2003). Selected as the best paper in the 1990s: Reducing frailty and falls in older persons: An investigation of tai chi and computerized balance training. *Journal of the American Geriatrics Society*, 51(12). Retrieved from: <https://doi.org/10.1046/j.1532-5415.2003.51566.x>

¹⁸⁰ Gillespie, L. D., Robertson, M. C., Gillespie, W. J., Sherrington, C., Gates, S., Clemson, L. M., & Lamb, S. E. (2012). Interventions for preventing falls in older people living in the community. *The Cochrane Database of Systematic Reviews*, 2012(9). Retrieved from: <https://doi.org/10.1002/14651858.CD007146.pub3>

¹⁸¹ Todd, C., & Skelton, D. (2004). What are the main risk factors for falls amongst older people and what are the most effective interventions to prevent these falls? World Health Organization. Retrieved August 1, 2022, from: https://www.euro.who.int/__data/assets/pdf_file/0018/74700/E82552.pdf

¹⁸² Hirst, S. (2010, March 15). Personal emergency response systems: Disaster management. Canadian Coalition for Seniors' Mental Health. Retrieved August 1, 2022, from: <https://ccsmh.ca/wp-content/uploads/2016/03/Personal-Emergency-Response-Systems.pdf>

¹⁸³ Hirst, S. (2010, March 15). Personal emergency response systems: Disaster management. Canadian Coalition for Seniors' Mental Health. Retrieved August 1, 2022, from: <https://ccsmh.ca/wp-content/uploads/2016/03/Personal-Emergency-Response-Systems.pdf>

¹⁸⁴ De San Miguel, K., & Lewin, G. (2008). Brief Report: personal emergency alarms: What impact do they have on older people's lives? *Australasian Journal on Ageing*, 27(2). Retrieved from: <https://doi.org/10.1111/j.1741-6612.2008.00286.x>

¹⁸⁵ McKenna, A. C., Kloseck, M., Crilly, R., & Polgar, J. (2015). Purchasing and using Personal Emergency Response Systems (PERS): How decisions are made by community-dwelling seniors in Canada. *BMC Geriatrics*, 15. Retrieved from: <https://doi.org/10.1186/s12877-015-0079-z>

¹⁸⁶ Fleming, J., Brayne, C., & Cambridge City over-75s Cohort (CC75C) study collaboration. (2008). Inability to get up after falling, subsequent time on floor, and summoning help: Prospective cohort study in people over 90. *BMJ (Clinical Research Ed.)*, 337. Retrieved from: <https://doi.org/10.1136/bmj.a2227>

¹⁸⁷ Fleming, J., Brayne, C., & Cambridge City over-75s Cohort (CC75C) study collaboration. (2008). Inability to get up after falling, subsequent time on floor, and summoning help: Prospective cohort study in people over 90. *BMJ (Clinical Research Ed.)*, 337. Retrieved from: <https://doi.org/10.1136/bmj.a2227>

¹⁸⁸ Wild, D., Nayak, U. S., & Isaacs, B. (1981). How dangerous are falls in old people at home? *British Medical Journal (Clinical Research Ed.)*, 282(6260). Retrieved from: <https://doi.org/10.1136/bmj.282.6260.266>

¹⁸⁹ Tulipani, L. J., Meyer, B., Larie, D., Solomon, A. J., & McGinnis, R. S. (2020). Metrics extracted from a single wearable sensor during sit-stand transitions relate to mobility impairment and fall risk in people with multiple sclerosis. *Gait & Posture*, 80. Retrieved from: <https://doi.org/10.1016/j.gaitpost.2020.06.014>

¹⁹⁰ Stack, E., Agarwal, V., King, R., Burnett, M., Tahavori, F., Janko, B., Harwin, W., Ashburn, A., & Kunkel, D. (2018). Identifying balance impairments in people with Parkinson's disease using video and wearable sensors. *Gait & Posture*, 62. Retrieved from: <https://doi.org/10.1016/j.gaitpost.2018.03.047>

¹⁹¹ Tulipani, L. J., Meyer, B., Larie, D., Solomon, A. J., & McGinnis, R. S. (2020). Metrics extracted from a single wearable sensor during sit-stand transitions relate to mobility impairment and fall risk in people with multiple sclerosis. *Gait & Posture*, 80. Retrieved from: <https://doi.org/10.1016/j.gaitpost.2020.06.014>

- ¹⁹²Weiss, A., Mirelman, A., Buchman, A. S., Bennett, D. A., & Hausdorff, J. M. (2013). Using a body-fixed sensor to identify subclinical gait difficulties in older adults with IADL disability: Maximizing the output of the timed up and go. *PloS One*, 8(7). Retrieved from: <https://doi.org/10.1371/journal.pone.0068885>
- ¹⁹³Bloch, F., Gautier, V., Noury, N., Lundy, J. E., Poujaud, J., Claessens, Y. E., & Rigaud, A. S. (2011). Evaluation under real-life conditions of a stand-alone fall detector for the elderly subjects. *Annals of Physical and Rehabilitation Medicine*, 54(6). Retrieved from: <https://doi.org/10.1016/j.rehab.2011.07.962>
- ¹⁹⁴Saadeh, W., Butt, S. A., & Altaf, M. (2019). A patient-specific single sensor IoT-based wearable fall prediction and detection system. *IEEE Transactions on Neural Systems and Rehabilitation Engineering : A Publication of the IEEE Engineering in Medicine and Biology Society*, 27(5). Retrieved from: <https://doi.org/10.1109/TNSRE.2019.2911602>
- ¹⁹⁵Carpinella, I., Cattaneo, D., Bonora, G., Bowman, T., Martina, L., Montesano, A., & Ferrarin, M. (2017). Wearable sensor-based biofeedback training for balance and gait in Parkinson disease: A pilot randomized controlled trial. *Archives of Physical Medicine and Rehabilitation*, 98(4). Retrieved from: <https://doi.org/10.1016/j.apmr.2016.11.003>
- ¹⁹⁶Ma, C. Z., Wong, D. W., Lam, W. K., Wan, A. H., & Lee, W. C. (2016). Balance improvement effects of biofeedback systems with state-of-the-art wearable sensors: A systematic review. *Sensors (Basel, Switzerland)*, 16(4). Retrieved from: <https://doi.org/10.3390/s16040434>
- ¹⁹⁷Uddin, M. Z., Khaksar, W., & Torresen, J. (2018). Ambient sensors for elderly care and independent living: A survey. *Sensors (Basel, Switzerland)*, 18(7). Retrieved from: <https://doi.org/10.3390/s18072027>
- ¹⁹⁸Alwan, M., Kell, S., Turner, B., Dalal, S., Mack, D., & Felder, R. (2006). Psychosocial impact of passive health status monitoring on informal caregivers and older adults living in independent senior housing. 2006 2nd International Conference on Information & Communication Technologies. Retrieved October 15, 2020, from: https://www.researchgate.net/publication/224645277_Psychosocial_Impact_of_Passive_Health_Status_Monitoring_on_Informal_Caregivers_and_Older_Adults_Living_in_Independent_Senior_Housing
- ¹⁹⁹van Hoof, J., Kort, H. S., Rutten, P. G., & Duijnste, M. S. (2011). Ageing-in-place with the use of ambient intelligence technology: Perspectives of older users. *International Journal of Medical Informatics*, 80(5). Retrieved from: <https://doi.org/10.1016/j.ijmedinf.2011.02.010>
- ²⁰⁰Nadee, C., & Chamnongthai, K. (2015). Multi sensor system for automatic fall detection. 2015 Asia-Pacific Signal and Information Processing Association Annual Summit and Conference (APSIPA), 930-933. Retrieved October 20, 2020, from: http://www.apsipa.org/proceedings_2015/pdf/257.pdf
- ²⁰¹Wu, Y., Su, Y., Hu, Y., Yu, N., & Feng, R. (2019). A multi-sensor fall detection system based on multivariate statistical process analysis. *Journal of Medical and Biological Engineering*, 39(3). Retrieved from: <https://doi.org/10.1007/s40846-018-0404-z>
- ²⁰²Wu, Y., Su, Y., Hu, Y., Yu, N., & Feng, R. (2019). A multi-sensor fall detection system based on multivariate statistical process analysis. *Journal of Medical and Biological Engineering*, 39(3). Retrieved from: <https://doi.org/10.1007/s40846-018-0404-z>

²⁰³ Greene, B., McGrath, D., Walsh, L., Doheny, E., McKeown, D., Garattini, C., Cunningham, C., Crosby, L., Caulfield, B., & Kenny, R. (2012). Quantitative falls risk estimation through multi-sensor assessment of standing balance. *Physiological Measurement*, 33(12). Retrieved from: <https://doi.org/10.1088/0967-3334/33/12/2049>

²⁰⁴ Gschwind, Y. J., Eichberg, S., Ejupi, A., de Rosario, H., Kroll, M., Marston, H. R., Drobnics, M., Annegarn, J., Wieching, R., Lord, S. R., Aal, K., Vaziri, D., Woodbury, A., Fink, D., & Delbaere, K. (2015). ICT-based system to predict and prevent falls (iStoppFalls): Results from an international multicenter randomized controlled trial. *European Review of Aging and Physical Activity : Official Journal of the European Group for Research into Elderly and Physical Activity*, 12. Retrieved from: <https://doi.org/10.1186/s11556-015-0155-6>

²⁰⁵ Gschwind, Y. J., Eichberg, S., Ejupi, A., de Rosario, H., Kroll, M., Marston, H. R., Drobnics, M., Annegarn, J., Wieching, R., Lord, S. R., Aal, K., Vaziri, D., Woodbury, A., Fink, D., & Delbaere, K. (2015). ICT-based system to predict and prevent falls (iStoppFalls): Results from an international multicenter randomized controlled trial. *European Review of Aging and Physical Activity : Official Journal of the European Group for Research into Elderly and Physical Activity*, 12. Retrieved from: <https://doi.org/10.1186/s11556-015-0155-6>

²⁰⁶ Choi, S. D., Guo, L., Kang, D., & Xiong, S. (2017). Exergame technology and interactive interventions for elderly fall prevention: A systematic literature review. *Applied Ergonomics*, 65. Retrieved from: <https://doi.org/10.1016/j.apergo.2016.10.013>

²⁰⁷ Lachance, C., Jurkowski, M., Dymarz, A., Robinovitch, S., Feldman, F., Laing, A., & Mackey, D. (2017). Compliant flooring to prevent fall-related injuries in older adults: A scoping review of biomechanical efficacy, clinical effectiveness, cost-effectiveness, and workplace safety. *PloS One*, 12(2). Retrieved from: <https://doi.org/10.1371/journal.pone.0171652>

²⁰⁸ Healey, F. (1994). Does flooring type affect risk of injury in older in-patients? *Nursing Times*, 90(27). Retrieved October 20, 2020, from: <https://pubmed.ncbi.nlm.nih.gov/8047456/#:~:text=This%20paper%20looks%20at%20the,receive%20when%20falling%20in%20hospital.&text=Statistical%20analysis%20indicated%20that%20t-here,carpets%20was%20owing%20to%20chance>

²⁰⁹ Lachance, C., Jurkowski, M., Dymarz, A., Robinovitch, S., Feldman, F., Laing, A., & Mackey, D. (2017). Compliant flooring to prevent fall-related injuries in older adults: A scoping review of biomechanical efficacy, clinical effectiveness, cost-effectiveness, and workplace safety. *PloS One*, 12(2). Retrieved from: <https://doi.org/10.1371/journal.pone.0171652>

²¹⁰ Simpson, A., Lamb, S., Roberts, P., Gardner, T., & Evans, J. (2004). Does the type of flooring affect the risk of hip fracture? *Age and Ageing*, 33(3). Retrieved from: <https://doi.org/10.1093/ageing/afh071>

²¹¹ Fukasawa, A. J., & Magatani, K. (2012). A navigation system for the visually impaired an intelligent white cane. Annual International Conference of the IEEE Engineering in Medicine and Biology Society. IEEE Engineering in Medicine and Biology Society. Annual International Conference, 2012. Retrieved from: <https://doi.org/10.1109/EMBC.2012.6347031>

- ²¹² Gill, S., Hearn, J., Powell, G., & Scheme, E. (2017). Design of a multi-sensor IoT-enabled assistive device for discrete and deployable gait monitoring. 2017 IEEE Healthcare Innovations and Point of Care Technologies (HI-POCT). Retrieved August 1, 2022, from: https://www.researchgate.net/publication/322219179_Design_of_a_multi-sensor_IoT-enabled_assistive_device_for_discrete_and_deployable_gait_monitoring
- ²¹³ Wade, J. W., Boyles, R., Flemming, P., Sarkar, A., de Riesthal, M., Withrow, T. J., & Sarkar, N. (2019). Feasibility of automated mobility assessment of older adults via an instrumented cane. *IEEE Journal of Biomedical and Health Informatics*, 23(4). Retrieved from: <https://doi.org/10.1109/JBHI.2018.2873991>
- ²¹⁴ Gillespie, S. M., Moser, A. L., Gokula, M., Edmondson, T., Rees, J., Nelson, D., & Handler, S. M. (2019). Standards for the use of telemedicine for evaluation and management of resident change of condition in the nursing home. *Journal of the American Medical Directors Association*, 20(2). Retrieved from: <https://doi.org/10.1016/j.jamda.2018.11.022>
- ²¹⁵ Telus Health (2022). PERS HCP Recommendations 2021 Study Report.
- ²¹⁶ Wang, S. Y., Shamliyan, T. A., Talley, K. M., Ramakrishnan, R., & Kane, R. L. (2013). Not just specific diseases: Systematic review of the association of geriatric syndromes with hospitalization or nursing home admission. *Archives of Gerontology and Geriatrics*, 57(1). Retrieved from: <https://doi.org/10.1016/j.archger.2013.03.007>
- ²¹⁷ Rosenberg, T., Montgomery, P., Hay, V., & Lattimer, R. (2019). Using frailty and quality of life measures in clinical care of the elderly in Canada to predict death, nursing home transfer and hospitalisation - The frailty and ageing cohort study. *BMJ Open*, 9(11). Retrieved from: <https://doi.org/10.1136/bmjopen-2019-032712>
- ²¹⁸ Podoba, J. E. (2004). Unmet needs for health and community-based services for the elderly aged 75 years and over. Retrieved from: https://central.bac-lac.gc.ca/.item?id=TC-QMM-85636&op=pdf&app=Library&oclc_number=891947860
- ²¹⁹ Desai, M. M., Lentzner, H. R., & Weeks, J. D. (2001). Unmet need for personal assistance with activities of daily living among older adults. *The Gerontologist*, 41(1). Retrieved from: <https://doi.org/10.1093/geront/41.1.82>
- ²²⁰ Sands, L. P., Wang, Y., McCabe, G. P., Jennings, K., Eng, C., & Covinsky, K. E. (2006). Rates of acute care admissions for frail older people living with met versus unmet activity of daily living needs. *Journal of the American Geriatrics Society*, 54(2). Retrieved from: <https://doi.org/10.1111/j.1532-5415.2005.00590.x>
- ²²¹ Mandich, S., & Margolis, R. (2014). Changes in disability-free life expectancy in Canada between 1994 and 2007. *Canadian Studies in Population*, 41(1-2). Retrieved from: <https://doi.org/10.25336/P6SG7M>
- ²²² Mandich, S., & Margolis, R. (2014). Changes in disability-free life expectancy in Canada between 1994 and 2007. *Canadian Studies in Population*, 41(1-2). Retrieved from: <https://doi.org/10.25336/P6SG7M>
- ²²³ Jehn, A., & Zajacova, A. (2019). Disability trends in Canada: 2001-2014 population estimates and correlates. *Canadian Journal of Public Health = Revue Canadienne de Sante Publique*, 110(3). Retrieved from: <https://doi.org/10.17269/s41997-018-0158-y>
- ²²⁴ Government of Canada. (2016, April 13). Home and community health care. Retrieved August 1, 2022, from: <https://www.canada.ca/en/health-canada/services/home-continuing-care/home-community-care.html>

²²⁵ Canadian Institute for Health Information. (2011, December). Health care in Canada, 2011: A focus on seniors and aging. Retrieved August 1, 2022, from: https://www.homecareontario.ca/docs/default-source/publications-mo/hcic_2011_seniors_report_en.pdf

²²⁶ Waldoch, C. A. (2014). Canadian policy and aging in place: The importance of assistive technology and information and communication technology. Summit. Retrieved August 1, 2022, from: https://summit.sfu.ca/_flysystem/fedora/sfu_migrate/15422/etd8278_CWaldoch.pdf

²²⁷ Canadian Institute for Health Information. (2011, December). Health care in Canada, 2011: A focus on seniors and aging. Retrieved August 1, 2022, from: https://www.homecareontario.ca/docs/default-source/publications-mo/hcic_2011_seniors_report_en.pdf

²²⁸ Stephenson, M., & Sawyer, E. (Eds.). (2002). *Continuing the care : The issues and challenges for long-term care*. CHA Press.

²²⁹ Waldoch, C. A. (2014). Canadian policy and aging in place: The importance of assistive technology and information and communication technology. Summit. Retrieved August 1, 2022, from: https://summit.sfu.ca/_flysystem/fedora/sfu_migrate/15422/etd8278_CWaldoch.pdf

²³⁰ Canadian Institute for Health Information. (2011, December). Health care in Canada, 2011: A focus on seniors and aging. Retrieved August 1, 2022, from: https://www.homecareontario.ca/docs/default-source/publications-mo/hcic_2011_seniors_report_en.pdf

²³¹ Stephenson, M., & Sawyer, E. (Eds.). (2002). *Continuing the care : The issues and challenges for long-term care*. CHA Press.

²³² Waldoch, C. A. (2014). Canadian policy and aging in place: The importance of assistive technology and information and communication technology. Summit. Retrieved August 1, 2022, from: https://summit.sfu.ca/_flysystem/fedora/sfu_migrate/15422/etd8278_CWaldoch.pdf

²³³ Canadian Institute for Health Information. (2011, December). Health care in Canada, 2011: A focus on seniors and aging. Retrieved August 1, 2022, from: https://www.homecareontario.ca/docs/default-source/publications-mo/hcic_2011_seniors_report_en.pdf

²³⁴ Stephenson, M., & Sawyer, E. (Eds.). (2002). *Continuing the care : The issues and challenges for long-term care*. CHA Press.

²³⁵ Waldoch, C. A. (2014). Canadian policy and aging in place: The importance of assistive technology and information and communication technology. Summit. Retrieved August 1, 2022, from: https://summit.sfu.ca/_flysystem/fedora/sfu_migrate/15422/etd8278_CWaldoch.pdf

²³⁶ Busby, C. (2021, November 5). Home care spending data are a launching point for better policies. *Policy Options*. Retrieved August 1, 2022, from: <https://policyoptions.irpp.org/magazines/november-2021/home-care-spending-data-are-a-launching-point-for-better-policies/>

²³⁷ Canadian Institute for Health Information. (2022). *Your health system*. Retrieved August 1, 2022, from: <https://yourhealthsystem.cihi.ca/hsp/inbrief?lang=en&ga=2.224723802.1946599346.1643303151-1903781608.1607911855#!/indicators/079/hospital-stay-extended-until-home-care-services-or-supports-ready;/mapC1;mapLevel2/>

- ²³⁸ Simpson, C., Caissie, M., & Velji, K. (2015, January 29). Canada needs a national seniors' strategy. *Toronto Star*. Retrieved August 1, 2022, from: <https://www.thestar.com/opinion/commentary/2015/01/29/canada-needs-a-national-seniors-strategy.html>
- ²³⁹ Canadian Institute for Health Information (2017). Seniors in transition: Exploring pathways across the care continuum. Retrieved August 1, 2022, from: <https://www.cihi.ca/sites/default/files/document/seniors-in-transition-report-2017-en.pdf>
- ²⁴⁰ Canadian Institute for Health Information (2020, August 6). 1 in 9 new long-term care residents potentially could have been cared for at home. Retrieved August 1, 2022, from: <https://www.cihi.ca/en/1-in-9-new-long-term-care-residents-potentially-could-have-been-cared-for-at-home#:~:text=August%20%2C%202020%20—&text=We%20found%20that%20in%202018,in%20reporting%20provinces%20and%20territories>
- ²⁴¹ Chappell, N.L., & Hollander, M. (2013). An appropriate and cost-effective health care system for an aging society. Oxford University Press.
- ²⁴² Chappell, N.L., & Hollander, M. (2013). An appropriate and cost-effective health care system for an aging society. Oxford University Press.
- ²⁴³ Chappell, N. L., Dlitt, B. H., Hollander, M. J., Miller, J. A., & McWilliam, C. (2004). Comparative costs of home care and residential care. *The Gerontologist*, 44(3). Retrieved from: <https://doi.org/10.1093/geront/44.3.389>
- ²⁴⁴ Hollander, M. J. (2001). Substudy 1: Final report of the study on the comparative cost analysis of home care and residential care services. Ottawa, Canada: Health Transition Fund, Health Canada.
- ²⁴⁵ Hollander, M. J., & Chappell, N. (2002). Synthesis report: Final report of the national evaluation of the cost-effectiveness of home care: A report prepared for the health transition fund, Health Canada. National Evaluation of the Cost-Effectiveness of Home Care. Retrieved from: www.homecarestudy.com
- ²⁴⁶ Chappell, N. L., Dlitt, B. H., Hollander, M. J., Miller, J. A., & McWilliam, C. (2004). Comparative costs of home care and residential care. *The Gerontologist*, 44(3). Retrieved from: <https://doi.org/10.1093/geront/44.3.389>
- ²⁴⁷ Hollander, M. J., & Chappell, N. L. (2007). A comparative analysis of costs to government for home care and long-term residential care services, standardized for client care needs. *Canadian Journal on Aging = La Revue Canadienne du Vieillissement*, 26 Suppl 1. Retrieved from: https://doi.org/10.3138/cja.26.suppl_1.149
- ²⁴⁸ Hollander, M.J. (2001a). Evaluation of the Maintenance and Preventive Model of Home Care. Victoria, BC: Hollander Analytical Services Ltd.
- ²⁴⁹ Canadian Institute for Health Information (2017). Seniors in transition: Exploring pathways across the care continuum. Retrieved August 1, 2022, from: <https://www.cihi.ca/sites/default/files/document/seniors-in-transition-report-2017-en.pdf>
- ²⁵⁰ Canadian Institute for Health Information (2017). Seniors in transition: Exploring pathways across the care continuum. Retrieved August 1, 2022, from: <https://www.cihi.ca/sites/default/files/document/seniors-in-transition-report-2017-en.pdf>
- ²⁵¹ Social Care Institute for Excellence (SCIE). (2013). SCIE guide 49: Maximising the Potential of Reablement. London: SCIE.

- ²⁵² Tessier, A., Beaulieu, M. D., Mcginn, C. A., & Latulippe, R. (2016). Effectiveness of reablement: A systematic review. *Healthcare Policy*, 11(4). Retrieved August 1, 2022, from: <https://www.ncbi.nlm.nih.gov/pmc/articles/PMC4872552/>
- ²⁵³ Ministry of Health and Long-Term Care (MOHLTC). (2018). Home and Community Care Statistics in Ontario.
- ²⁵⁴ Stall, N., Nowaczynski, M., & Sinha, S. K. (2014). Systematic review of outcomes from home-based primary care programs for homebound older adults. *Journal of the American Geriatrics Society*, 62(12). Retrieved from: <https://doi.org/10.1111/jgs.13088>
- ²⁵⁵ Stall, N., Nowaczynski, M., & Sinha, S. K. (2014). Systematic review of outcomes from home-based primary care programs for homebound older adults. *Journal of the American Geriatrics Society*, 62(12). Retrieved from: <https://doi.org/10.1111/jgs.13088>
- ²⁵⁶ Beales, J. L., & Edes, T. (2009). Veteran's Affairs Home Based Primary Care. *Clinics in Geriatric Medicine*, 25(1). Retrieved from: <https://doi.org/10.1016/j.cger.2008.11.002>
- ²⁵⁷ Boffa, J. (2002). Is there a doctor in the house? *Australian and New Zealand Journal of Public Health*, 26(4). Retrieved from: <https://doi.org/10.1111/j.1467-842X.2002.tb00175.x>
- ²⁵⁸ Wajnberg, A., Wang, K. H., Aniff, M., & Kunins, H. V. (2010). Hospitalizations and skilled nursing facility admissions before and after the implementation of a home-based primary care program. *Journal of the American Geriatrics Society*, 58(6). Retrieved from: <https://doi.org/10.1111/j.1532-5415.2010.02859.x>
- ²⁵⁹ Mathematica Policy Research. (2019, May). Evaluation of the independence at home demonstration: An examination of the first four years. Centers for Medicare & Medicaid Services. Retrieved from: <https://innovation.cms.gov/Files/reports/iah-yr4evalrpt.pdf>
- ²⁶⁰ Mathematica Policy Research. (2019, May). Evaluation of the independence at home demonstration: An examination of the first four years. Centers for Medicare & Medicaid Services. Retrieved from: <https://innovation.cms.gov/Files/reports/iah-yr4evalrpt.pdf>
- ²⁶¹ Mathematica Policy Research. (2019, May). Evaluation of the independence at home demonstration: An examination of the first four years. Centers for Medicare & Medicaid Services. Retrieved from: <https://innovation.cms.gov/Files/reports/iah-yr4evalrpt.pdf>
- ²⁶² Kuebel, C. (2020, June 11). A safe alternative to nursing homes. MassPACE Association. Retrieved August 1, 2022, from: <https://masspace.net/news/a-safe-alternative-to-nursing-homes/>
- ²⁶³ Kuebel, C. (2020, June 11). A safe alternative to nursing homes. MassPACE Association. Retrieved August 1, 2022, from: <https://masspace.net/news/a-safe-alternative-to-nursing-homes/>
- ²⁶⁴ Kuebel, C. (2020, June 11). A safe alternative to nursing homes. MassPACE Association. Retrieved August 1, 2022, from: <https://masspace.net/news/a-safe-alternative-to-nursing-homes/>
- ²⁶⁵ National PACE Association. (2022). PACEFinder: Find a PACE program in your neighborhood. Retrieved August 1, 2022, from: <https://www.npaonline.org/pace-you/pacefinder-find-pace-program-your-neighborhood>
- ²⁶⁶ Segelman, M., Cai, X., van Reenen, C., & Temkin-Greener, H. (2017). Transitioning from community-based to institutional long-term care: Comparing 1915(c) waiver and PACE enrollees. *The Gerontologist*, 57(2). Retrieved from: <https://doi.org/10.1093/geront/gnv106>

- ²⁶⁷ Ghosh, A., Orfield, C., & Schmitz, R. (2014, January). Evaluating PACE: A review of the literature. U.S. Department of Health and Human Services. Retrieved August 1, 2022, from: <https://aspe.hhs.gov/system/files/pdf/76976/PACELitRev.pdf>
- ²⁶⁸ Segelman, M., Szydłowski, J., Kinosian, B., McNabney, M., Raziano, D. B., Eng, C., van Reenen, C., & Temkin-Greener, H. (2014). Hospitalizations in the Program of All-Inclusive Care for the Elderly. *Journal of the American Geriatrics Society*, 62(2). Retrieved from: <https://doi.org/10.1111/jgs.12637>
- ²⁶⁹ Friedman, S. M., Steinwachs, D. M., Rathouz, P. J., Burton, L. C., & Mukamel, D. B. (2005). Characteristics predicting nursing home admission in the program of all-inclusive care for elderly people. *The Gerontologist*, 45(2). Retrieved from: <https://doi.org/10.1093/geront/45.2.157>
- ²⁷⁰ Friedman, S. M., Steinwachs, D. M., Rathouz, P. J., Burton, L. C., & Mukamel, D. B. (2005). Characteristics predicting nursing home admission in the program of all-inclusive care for elderly people. *The Gerontologist*, 45(2). Retrieved from: <https://doi.org/10.1093/geront/45.2.157>
- ²⁷¹ Chen, C. F., & Fu, T. H. (2020). Policies and transformation of long-term care system in Taiwan. *Annals of Geriatric Medicine and Research*, 24(3). Retrieved from: <https://doi.org/10.4235/agmr.20.0038>
- ²⁷² Ikegami, N. (2019). Financing long-term care: lessons from Japan. *International Journal of Health Policy and Management*, 8(8). Retrieved from: <https://doi.org/10.15171/ijhpm.2019.35>
- ²⁷³ Chen, C. F., & Fu, T. H. (2020). Policies and transformation of long-term care system in Taiwan. *Annals of Geriatric Medicine and Research*, 24(3). Retrieved from: <https://doi.org/10.4235/agmr.20.0038>
- ²⁷⁴ Yang, C. C., Hsueh, J. Y., & Wei, C. Y. (2020). Current status of long-term care in Taiwan: Transition of long-term care plan from 1.0 to 2.0. *International Journal of Health Policy and Management*, 9(8). Retrieved from: <https://doi.org/10.15171/ijhpm.2019.115>
- ²⁷⁵ Gilmour, H. (2018). Unmet home care needs in Canada. *Health Reports*, 29(11). Retrieved from: <https://www150.statcan.gc.ca/n1/pub/82-003-x/2018011/article/00002-eng.pdf>
- ²⁷⁶ Statistics Canada. (2019, June 17). Age (in single years) and average age (127) and sex (3) for the population of Canada, provinces and territories, census metropolitan areas and census agglomerations, 2016 and 2011 Censuses – 100% Data (Catalogue No. 98-400-X2016001) [Data set]. Retrieved August 1, 2022, from: <https://www12.statcan.gc.ca/census-recensement/2016/dp-pd/dt-td/Rp-eng.cfm?TABID=2&Lang=E&APATH=3&DETAIL=0&DIM=0&FL=A&FREE=0&GC=0&GID=1235625&GK=0&GRP=1&PID=109523&PRID=10&PTYPE=109445&S=0&SHOWALL=0&SUB=0&Temporal=2016&THEME=115&VID=0&VNAMEE=&VNAMEF=&D1=0&D2=0&D3=0&D4=0&D5=0&D6=0>
- ²⁷⁷ Gilmour, H. (2018, September 19). Formal home care use in Canada. *Statistics Canada, Health Reports*, 29(9). Retrieved August 1, 2022, from: <https://www150.statcan.gc.ca/n1/en/pub/82-003-x/2018009/article/00001-eng.pdf?st=AorFK9Dp>
- ²⁷⁸ Iciaszczyk, N., Feil, C., MacDonald, B. J., Nicin, M., & Sinha, S. (2021). Canadian perspectives on the financial realities of ageing in place. National Institute on Ageing. Retrieved August 1, 2022, from: <https://static1.squarespace.com/static/5c2fa7b03917eed9b5a436d8/t/616c6fc29b1b4148077cb3d0/1634507595342/FinancialRealitiesAgeinginPlace.NIA.pdf>

²⁷⁹ MacColl, L. (2022). CPP Retirement Pay Dates for 2022: How Much CPP Will I Get? Wealthsimple. Retrieved October 12, 2022, from: https://www.wealthsimple.com/en-ca/learn/how-much-cpp-retirement#cpp_oas_eligibility

²⁸⁰ Ambachtsheer, K., Nicin, M. (2020). Improving Canada's retirement income system: a discussion paper on setting priorities. National Institute on Ageing. Retrieved October 12, 2022, from: https://static1.squarespace.com/static/5c2fa7b03917eed9b5a436d8/t/5e41c25873b8a7233f398b72/1581367901417/Improving-Canada-s-Retirement-Income-System-Setting-Priorities_final.pdf

²⁸¹ Shillington, R. (2016). An analysis of the economic circumstances of Canadian seniors. Broadbent Institute. Retrieved October 12, 2022, from: https://www.broadbentinstitute.ca/an_analysis_of_the_economic_circumstances_of_canadian_seniors

²⁸² MacDonald, B.J. (2020). Get the most from the Canada & Quebec Pension Plans by delaying benefits: The substantial (and unrecognized) value of waiting to claim CPP/QPP benefits. National Institute on Ageing. Retrieved August 1, 2022, from: https://www.fpcanadaresearchfoundation.ca/media/5fpda5zw/cpp_qpp-reseach-paper.pdf

²⁸³ MacDonald, B.J. (2020). Get the most from the Canada & Quebec Pension Plans by delaying benefits: The substantial (and unrecognized) value of waiting to claim CPP/QPP benefits. National Institute on Ageing. Retrieved August 1, 2022, from: https://www.fpcanadaresearchfoundation.ca/media/5fpda5zw/cpp_qpp-reseach-paper.pdf

²⁸⁴ MacDonald, B.J. (2020). Get the most from the Canada & Quebec Pension Plans by delaying benefits: The substantial (and unrecognized) value of waiting to claim CPP/QPP benefits. National Institute on Ageing. Retrieved August 1, 2022, from: https://www.fpcanadaresearchfoundation.ca/media/5fpda5zw/cpp_qpp-reseach-paper.pdf

²⁸⁵ MacDonald, B.J., & Chandler, D. (2022, August 3). OAS pension payments have permanently risen for the first time since 1973. Here's why retirees should defer them. National Institute on Ageing. Retrieved August 10, 2022, from: <https://www.nia-ryerson.ca/commentary-posts/2022/8/3/oas-pension-payments-have-permanently-risen-for-the-first-time-since-1973-heres-why-retirees-should-defer-them>

²⁸⁶ MacDonald, B.J., & Chandler, D. (2022, August 3). OAS pension payments have permanently risen for the first time since 1973. Here's why retirees should defer them. National Institute on Ageing. Retrieved August 10, 2022, from: <https://www.nia-ryerson.ca/commentary-posts/2022/8/3/oas-pension-payments-have-permanently-risen-for-the-first-time-since-1973-heres-why-retirees-should-defer-them>

²⁸⁷ MacDonald, B.-J., Sanders, B., Strachan, L., & Frazer, M. (2021). Affordable lifetime pension income for a better tomorrow: How we can address the \$1.5 trillion decumulation disconnect in the Canadian retirement income system with Dynamic Pension pools. National Institute on Ageing. Retrieved August 1, 2022, from: <https://static1.squarespace.com/static/5c2fa7b03917eed9b5a436d8/t/6275817abe9f675f2d979898/1651868027165/Affordable%2BLifetime%2BPension%2BIncome%2Bfor%2Ba%2BBetter%2BTomorrow%2B-%2BFinal+-+May+6%2C+2022.pdf>

²⁸⁸ MacDonald, B.-J., (2018, January). Headed for the poorhouse: How to ensure seniors don't run out of cash before they run out of time. C.D. Howe Institute. Retrieved August 1, 2022, from: https://www.cdhowe.org/sites/default/files/attachments/research_papers/mixed/C.D.%20Howe%20Commenary%20500.pdf

²⁸⁹ MacDonald, B.-J., (2018, January). Headed for the poorhouse: How to ensure seniors don't run out of cash before they run out of time. C.D. Howe Institute. Retrieved August 1, 2022, from: https://www.cdhowe.org/sites/default/files/attachments/research_papers/mixed/C.D.%20Howe%20Commenary%20500.pdf

²⁹⁰ Association of Canadian Pension Management (ACPM), Canadian Association of Retired Persons (CARP), Canadian Institute of Actuaries (CIA), Canadian Life and Health Insurance Association (CLHIA), Common Wealth (CW), International Centre for Pension Management, Rotman School of Management, University of Toronto (ICPM), National Institute on Ageing (NIA), Pension Investment Association of Canada (PIAC). (2018). Enhancing the efficiency of retirement income options for older Canadians. Retrieved, October 14, 2022, from: <https://piacweb.org/document/643/18-09-26%20Finance-Coalition-Letter-Collective-Longevity-Risk-Pooling-Arrangements.pdf>

²⁹¹ Government of Canada. (2019, March). Tax measures: Supplementary information. Budget 2019. Retrieved August 1, 2022, from: <https://www.budget.gc.ca/2019/docs/tm-mf/si-is-en.html>

²⁹² Brown, E. M., Mills, L. J., Klinck, T. L., Elmy, J., Odina, P., Shin, I., & McCormick, L. (2022, April 13). Sidebar: Moving beyond the pandemic: Pension and benefit highlights from the 2022 federal budget. Brown Mills Klinck Prezioso LLP. Retrieved August 1, 2022, from: <https://www.bmkplaw.com/what-we-think/sidebar/moving-beyond-the-pandemic-pension-and-benefit-highlights-from-the-2022-federal-budget.html>

²⁹³ National Institute on Ageing. (Forthcoming). Could a national long-term care insurance program be a feasible solution to address Canada's growing long-term care crisis?.

²⁹⁴ MacDonald, B.-J., Wolfson, M., and Hirdes, J. P. (2019). The future co\$t of long-term care in Canada. National Institute on Ageing. Retrieved August 1, 2022, from: <https://static1.squarespace.com/static/5c2fa7b03917eed9b5a436d8/t/5dbadf6ce6598c340ee6978f/1572527988847/The+Future+Cost+of+Long-Term+Care+in+Canada.pdf>

²⁹⁵ MacDonald, B.-J., Wolfson, M., and Hirdes, J. P. (2019). The future co\$t of long-term care in Canada. National Institute on Ageing. Retrieved August 1, 2022, from: <https://static1.squarespace.com/static/5c2fa7b03917eed9b5a436d8/t/5dbadf6ce6598c340ee6978f/1572527988847/The+Future+Cost+of+Long-Term+Care+in+Canada.pdf>

²⁹⁶ MacDonald, B.-J., Wolfson, M., and Hirdes, J. P. (2019). The future co\$t of long-term care in Canada. National Institute on Ageing. Retrieved August 1, 2022, from: <https://static1.squarespace.com/static/5c2fa7b03917eed9b5a436d8/t/5dbadf6ce6598c340ee6978f/1572527988847/The+Future+Cost+of+Long-Term+Care+in+Canada.pdf>

²⁹⁷ MacDonald, B.-J., Wolfson, M., and Hirdes, J. P. (2019). The future co\$t of long-term care in Canada. National Institute on Ageing. Retrieved August 1, 2022, from: <https://static1.squarespace.com/static/5c2fa7b03917eed9b5a436d8/t/5dbadf6ce6598c340ee6978f/1572527988847/The+Future+Cost+of+Long-Term+Care+in+Canada.pdf>

²⁹⁸ MacDonald, B.-J., Wolfson, M., and Hirdes, J. P. (2019). The future cost of long-term care in Canada. National Institute on Ageing. Retrieved August 1, 2022, from: <https://static1.squarespace.com/static/5c2fa7b03917eed9b5a436d8/t/5dbadf6ce6598c340ee6978f/1572527988847/The+Future+Cost+of+Long+Term+Care+in+Canada.pdf>

²⁹⁹ Rabson, M. (2021, August 19). Trudeau pledges to hire more seniors' personal support workers and raise their pay. Toronto Star. Retrieved August 1, 2022, from: <https://www.thestar.com/politics/federal-election/2021/08/19/trudeau-pledges-to-hire-more-personal-support-workers-and-raise-their-pay.html>

³⁰⁰ Canadian Institute for Health Information (2020, August 6). 1 in 3 unpaid caregivers in Canada are distressed. Retrieved August 1, 2022, from: <https://www.cihi.ca/en/1-in-3-unpaid-caregivers-in-canada-are-distressed>

³⁰¹ Canadian Institute for Health Information (2010, August). Analysis in brief: Supporting Informal Caregivers—The heart of home care. Retrieved August 1, 2022, from: https://secure.cihi.ca/free_products/Caregiver_Distress_AIB_2010_EN.pdf

³⁰² Betini, R., Hirdes, J. P., Lero, D. S., Cadell, S., Poss, J., & Heckman, G. (2017). A longitudinal study looking at and beyond care recipient health as a predictor of long term care home admission. BMC Health Services Research, 17(1). Retrieved from: <https://doi.org/10.1186/s12913-017-2671-8>

³⁰³ Spillman, B. C., & Long, S. K. (2009). Does high caregiver stress predict nursing home entry? Inquiry : A Journal of Medical Care Organization, Provision and Financing, 46(2). Retrieved from: https://doi.org/10.5034/inquiryjrnl_46.02.140

³⁰⁴ Gaugler, J. E., Yu, F., Krichbaum, K., & Wyman, J. F. (2009). Predictors of nursing home admission for persons with dementia. Medical Care, 47(2). Retrieved from: <https://doi.org/10.1097/MLR.0b013e31818457ce>

³⁰⁵ Spillman, B. C., & Long, S. K. (2009). Does high caregiver stress predict nursing home entry? Inquiry : A Journal of Medical Care Organization, Provision and Financing, 46(2). Retrieved from: https://doi.org/10.5034/inquiryjrnl_46.02.140

³⁰⁶ National Institute on Ageing. (2020). An evidence informed National Seniors Strategy for Canada - Third edition. Retrieved August 1, 2022, from: http://nationalseniorsstrategy.ca/wp-content/uploads/2020/09/NSS_2020_Third_Edition.pdf

³⁰⁷ National Institute on Ageing. (2020). An evidence informed National Seniors Strategy for Canada - Third edition. Retrieved August 1, 2022, from: http://nationalseniorsstrategy.ca/wp-content/uploads/2020/09/NSS_2020_Third_Edition.pdf

³⁰⁸ National Institute on Ageing. (2020). An evidence informed National Seniors Strategy for Canada - Third edition. Retrieved August 1, 2022, from: http://nationalseniorsstrategy.ca/wp-content/uploads/2020/09/NSS_2020_Third_Edition.pdf

³⁰⁹ Keefe, J. (2015, February 26). Supporting caregivers and caregiving in Canada. IHSPR Policy Rounds – Caring for Caregivers. Webinar.

³¹⁰ Warner, G., Poss, J., & McDougall, B. (2015). Using the RAI-HC to assess the effect of a financial subsidy on caregiver distress and home-care client long-term care admissions. Unpublished manuscript.

³¹¹ Keefe, J. (2015, February 26). Supporting caregivers and caregiving in Canada. IHSPR Policy Rounds – Caring for Caregivers. Webinar.

- ³¹² Griffin, J. M., Lee, M. K., Bangerter, L. R., Van Houtven, C. H., Friedemann-Sánchez, G., Phelan, S. M., Carlson, K. F., & Meis, L. A. (2017). Burden and mental health among caregivers of veterans with traumatic brain injury/polytrauma. *The American Journal of Orthopsychiatry*, 87(2). Retrieved from: <https://doi.org/10.1037/ort0000207>
- ³¹³ Eppers, L., Goodall, D., & Harrison, B. E. (2008). Caregiver burden among dementia patient caregivers: A review of the literature. *Journal of the American Academy of Nurse Practitioners*, 20(8). Retrieved from: <https://doi.org/10.1111/j.1745-7599.2008.00342.x>
- ³¹⁴ Brodaty, H., Green, A., & Koschera, A. (2003). Meta-analysis of psychosocial interventions for caregivers of people with dementia. *Journal of the American Geriatrics Society*, 51(5). Retrieved from: <https://doi.org/10.1034/j.1600-0579.2003.00210.x>
- ³¹⁵ Olazarán, J., Reisberg, B., Clare, L., Cruz, I., Peña-Casanova, J., Del Ser, T., Woods, B., Beck, C., Auer, S., Lai, C., Spector, A., Fazio, S., Bond, J., Kivipelto, M., Brodaty, H., Rojo, J. M., Collins, H., Teri, L., Mittelman, M., ... Muñiz, R. (2010). Nonpharmacological therapies in Alzheimer's disease: A systematic review of efficacy. *Dementia and Geriatric Cognitive Disorders*, 30(2). Retrieved from: <https://doi.org/10.1159/000316119>
- ³¹⁶ Vandepitte, S., Van Den Noortgate, N., Putman, K., Verhaeghe, S., Verdonck, C., & Annemans, L. (2016). Effectiveness of respite care in supporting informal caregivers of persons with dementia: A systematic review. *International Journal of Geriatric Psychiatry*, 31(12). Retrieved from: <https://doi.org/10.1002/gps.4504>
- ³¹⁷ Vandepitte, S., Van Den Noortgate, N., Putman, K., Verhaeghe, S., Verdonck, C., & Annemans, L. (2016). Effectiveness of respite care in supporting informal caregivers of persons with dementia: A systematic review. *International Journal of Geriatric Psychiatry*, 31(12). Retrieved from: <https://doi.org/10.1002/gps.4504>
- ³¹⁸ Brodaty, H., Green, A., & Koschera, A. (2003). Meta-analysis of psychosocial interventions for caregivers of people with dementia. *Journal of the American Geriatrics Society*, 51(5). Retrieved from: <https://doi.org/10.1034/j.1600-0579.2003.00210.x>
- ³¹⁹ Olazarán, J., Reisberg, B., Clare, L., Cruz, I., Peña-Casanova, J., Del Ser, T., Woods, B., Beck, C., Auer, S., Lai, C., Spector, A., Fazio, S., Bond, J., Kivipelto, M., Brodaty, H., Rojo, J. M., Collins, H., Teri, L., Mittelman, M., ... Muñiz, R. (2010). Nonpharmacological therapies in Alzheimer's disease: A systematic review of efficacy. *Dementia and Geriatric Cognitive Disorders*, 30(2). Retrieved from: <https://doi.org/10.1159/000316119>
- ³²⁰ Lee, D. A., Tirlea, L., & Haines, T. P. (2020). Non-pharmacological interventions to prevent hospital or nursing home admissions among community-dwelling older people with dementia: A systematic review and meta-analysis. *Health & Social Care in the Community*, 28(5). Retrieved from: <https://doi.org/10.1111/hsc.12984>
- ³²¹ Andrén, S., & Elmståhl, S. (2008). Effective psychosocial intervention for family caregivers lengthens time elapsed before nursing home placement of individuals with dementia: A five-year follow-up study. *International Psychogeriatrics*, 20(6). Retrieved from: <https://doi.org/10.1017/S1041610208007503>
- ³²² Brodaty, H., Green, A., & Koschera, A. (2003). Meta-analysis of psychosocial interventions for caregivers of people with dementia. *Journal of the American Geriatrics Society*, 51(5). Retrieved from: <https://doi.org/10.1034/j.1600-0579.2003.00210.x>

³²³ Lee, D. A., Tirlea, L., & Haines, T. P. (2020). Non-pharmacological interventions to prevent hospital or nursing home admissions among community-dwelling older people with dementia: A systematic review and meta-analysis. *Health & Social Care in the Community*, 28(5). Retrieved from: <https://doi.org/10.1111/hsc.12984>

³²⁴ National Institute on Ageing. (2020). An evidence informed National Seniors Strategy for Canada - Third edition. Retrieved August 1, 2022, from: http://nationalseniorsstrategy.ca/wp-content/uploads/2020/09/NSS_2020_Third_Edition.pdf

³²⁵ Employment and Social Development Canada. (2022, April 20). Report on housing needs of seniors. Government of Canada. Retrieved August 1, 2022, from: <https://www.canada.ca/en/employment-social-development/corporate/seniors/forum/report-seniors-housing-needs.html>

³²⁶ SE Health. (n.d.). The periodic table of housing models for aging Canadians. Canada Mortgage and Housing Corporation. Retrieved August 1, 2022, from: <https://www.ohchr.org/sites/default/files/documents/issues/olderpersons/2022-report-right-housing/ngos-csos/2022-08-03/submissions-older-persons-right-to-adequate-housing-SEHC-Annex-en.pdf>

³²⁷ DisAbleD Women's Network of Canada. (2019, March 29). Parliamentary brief: Challenges faced by senior women with a focus on the factors contributing to their poverty & vulnerability. Retrieved August 1, 2022, from: https://dawnCanada.net/media/uploads/page_data/page-63/dawn_canada_brief_to_few_on_challenges_faced_by_senior_women_march_29_2019.pdf

³²⁸ Government of Canada. (2016). National Housing Strategy: A Place to Call Home.

³²⁹ Braich, B. (2022, September 1). Thousands of people with disabilities are waiting for an accessible home in B.C. CBC News. Accessed September 6, 2022, from: <https://www.cbc.ca/news/canada/british-columbia/disability-accessible-housing-bc-1.6567378>

³³⁰ Barry, G. (2022, July 15). Government and advocates are learning on private builders for accessible housing. Will they listen? CBC News. Retrieved August 1, 2022, from: <https://www.cbc.ca/news/canada/newfoundland-labrador/accessible-housing-unit-market-private-waitlist-1.6521614>

³³¹ Braich, B. (2022, September 1). Thousands of people with disabilities are waiting for an accessible home in B.C. CBC News. Accessed September 6, 2022, from: <https://www.cbc.ca/news/canada/british-columbia/disability-accessible-housing-bc-1.6567378>

³³² World Health Organization. (2007). Global age-friendly cities: A guide. Retrieved August 1, 2022, from: <https://apps.who.int/iris/handle/10665/43755>

³³³ Bigonnesse, C., & Chaudhury, H. (2021). Ageing in place processes in the neighbourhood environment: A proposed conceptual framework from a capability approach. *European Journal of Ageing*, 19(1). Retrieved from: <https://doi.org/10.1007/s10433-020-00599-y>

³³⁴ Forsyth, A., Molinsky, J., & Kan, H. Y. (2019). Improving housing and neighborhoods for the vulnerable: Older people, small households, urban design, and planning. *URBAN DESIGN International*, 24. Retrieved from: <https://doi.org/10.1057/s41289-019-00081-x>

³³⁵ SE Health. (n.d.). The periodic table of housing models for aging Canadians. Canada Mortgage and Housing Corporation. Retrieved August 1, 2022, from: <https://www.ohchr.org/sites/default/files/documents/issues/olderpersons/2022-report-right-housing/ngos-csos/2022-08-03/submissions-older-persons-right-to-adequate-housing-SEHC-Annex-en.pdf>

³³⁶ Centre for Excellence in Universal Design. (2020). What is Universal Design. National Disability Authority. Retrieved August 1, 2022, from: <https://universaldesign.ie/what-is-universal-design/>

³³⁷ Centre for Excellence in Universal Design. (2020). What is Universal Design. National Disability Authority. Retrieved August 1, 2022, from: <https://universaldesign.ie/what-is-universal-design/>

³³⁸ Lantz, S., & Fenn, D. (2017). Re-shaping the housing market for aging in place and home modifications. Home Modification Canada. Retrieved August 1, 2022, from: http://caregiveromnimedia.com/wp-content/uploads/2017/11/re-shaping_housing_market_aging_in_place_home_modifications.pdf

³³⁹ Lantz, S., & Fenn, D. (2017). Re-shaping the housing market for aging in place and home modifications. Home Modification Canada. Retrieved August 1, 2022, from: http://caregiveromnimedia.com/wp-content/uploads/2017/11/re-shaping_housing_market_aging_in_place_home_modifications.pdf

³⁴⁰ SE Health. (n.d.). The periodic table of housing models for aging Canadians. Canada Mortgage and Housing Corporation. Retrieved August 1, 2022, from: <https://www.ohchr.org/sites/default/files/documents/issues/olderpersons/2022-report-right-housing/ngos-csos/2022-08-03/submissions-older-persons-right-to-adequate-housing-SEHC-Annex-en.pdf>

³⁴¹ Employment and Social Development Canada. (2022, April 20). Report on housing needs of seniors. Government of Canada. Retrieved August 1, 2022, from: <https://www.canada.ca/en/employment-social-development/corporate/seniors/forum/report-seniors-housing-needs.html>

³⁴² Public Health Agency of Canada (2014). Seniors' falls in Canada: Second report. Retrieved August 1, 2022, from: https://www.phac-aspc.gc.ca/seniors-aines/publications/public/injury-blessure/seniors_falls-chutes_aines/assets/pdf/seniors_falls-chutes_aines-eng.pdf

³⁴³ Cumming, R. G., Thomas, M., Szonyi, G., Salkeld, G., O'Neill, E., Westbury, C., & Frampton, G. (1999). Home visits by an occupational therapist for assessment and modification of environmental hazards: A randomized trial of falls prevention. *Journal of the American Geriatrics Society*, 47(12). Retrieved from: <https://doi.org/10.1111/j.1532-5415.1999.tb01556.x>

³⁴⁴ Carter, S. E., Campbell, E. M., Sanson-Fisher, R. W., & Gillespie, W. J. (2000). Accidents in older people living at home: A community-based study assessing prevalence, type, location and injuries. *Australian and New Zealand Journal of Public Health*, 24(6). Retrieved from: <https://doi.org/10.1111/j.1467-842x.2000.tb00532.x>

³⁴⁵ Golant, S. M. (2002, January). The housing problems of the future elderly population. Retrieved August 1, 2022, from: https://govinfo.library.unt.edu/seniorscommission/pages/final_report/g.pdf

³⁴⁶ Government of Canada. (n.d.). Questions about Universal Design. Retrieved September 6, 2022, from: <https://eppdscrmssa01.blob.core.windows.net/cmhcprodcontainer/files/pdf/co-invest%20fund/nhs-co-invest-fund-ud-infographic-en.pdf>

³⁴⁷ Canada Mortgage and Housing Corporation. (2019, May 15). Universal design for new housing units. Retrieved September 6, 2022, from: <https://www.cmhc-schl.gc.ca/en/professionals/industry-innovation-and-leadership/industry-expertise/accessible-adaptable-housing/universal-design-in-new-housing>

³⁴⁸ Government of Canada. (n.d.). Questions about Universal Design. Retrieved September 6, 2022, from: <https://eppdscrmssa01.blob.core.windows.net/cmhcprodcontainer/files/pdf/co-invest%20fund/nhs-co-invest-fund-ud-infographic-en.pdf>

³⁴⁹ Canada Mortgage and Housing Corporation. (2018, March 31). Universal design and adaptable housing models. Retrieved September 6, 2022, from: <https://www.cmhc-schl.gc.ca/en/professionals/industry-innovation-and-leadership/industry-expertise/accessible-adaptable-housing/universal-design-adaptable-housing-models>

³⁵⁰ Government of Canada. (n.d.). Questions about Universal Design. Retrieved September 6, 2022, from: <https://eppdscrmssa01.blob.core.windows.net/cmhcprodcontainer/files/pdf/co-invest%20fund/nhs-co-invest-fund-ud-infographic-en.pdf>

³⁵¹ Canada Mortgage and Housing Corporation. (2022). Aging in place. Retrieved September 6, 2022, from: <https://www.cmhc-schl.gc.ca/en/professionals/industry-innovation-and-leadership/industry-expertise/accessible-adaptable-housing/aging-in-place>

³⁵² SE Health. (n.d.). The periodic table of housing models for aging Canadians. Canada Mortgage and Housing Corporation. Retrieved September 6, 2022, from: <https://www.ohchr.org/sites/default/files/documents/issues/olderpersons/2022-report-right-housing/ngo-csos/2022-08-03/submissions-older-persons-right-to-adequate-housing-SEHC-Annex-en.pdf>

³⁵³ Canada Mortgage and Housing Corporation. (2017). The town of Caledon's Universal Design Policy. Retrieved August 1, 2022, from: <https://eppdscrmssa01.blob.core.windows.net/cmhcprodcontainer/sf/project/cmhc/pdfs/content/en/town-of-caledon-universal-design-policy.pdf>

³⁵⁴ Colin. (2021, June 2). Adopting universal design in B.C. public housing. SAFERhome Standards Society. Retrieved September 8, 2022, from: <https://www.saferhomestandards.com/blogs/post/adopting-universal-design-in-bc-public-housing>

³⁵⁶ Hunt, M. E., & Gunter-Hunt, G. (1986). Naturally occurring retirement communities. *Journal of Housing for the Elderly*, 3(3-4). Retrieved from: https://doi.org/10.1300/J081V03N03_02

³⁵⁶ Parniak, S., DePaul, V. G., Frymire, C., DePaul, S., & Donnelly, C. (2022). Naturally occurring retirement communities: Scoping review. *JMIR Aging*, 5(2). Retrieved from: <https://doi.org/10.2196/34577>

³⁵⁷ Parniak, S., DePaul, V. G., Frymire, C., DePaul, S., & Donnelly, C. (2022). Naturally occurring retirement communities: Scoping review. *JMIR Aging*, 5(2). Retrieved from: <https://doi.org/10.2196/34577>

³⁵⁸ Mahmood, A., Seetharaman, K., Jenkins, H.-T., & Chaudhury, H. (2022). Contextualizing innovative housing models and services within the age-friendly communities framework. *The Gerontologist*, 62(1). Retrieved from: <https://doi.org/10.1093/geront/gnab115>

³⁵⁹ Kloseck, M., Crilly, R. G., & Misurak, L. (2002). A Health Care Model of Community Seniors: A community-Systems Approach. The Cherryhill Healthy Ageing Program: Six-Year Outcomes. Retrieved August 1, from <https://uwo.ca/fhs/katz/research/CH%20outcomes.pdf>

³⁶⁰ Kloseck, M., Crilly, R. G., & Gutman, G. M. (2010). Naturally occurring retirement communities: Untapped resources to enable optimal aging at home. *Journal of Housing For the Elderly*, 24(3–4). Retrieved from: <https://doi.org/10.1080/02763893.2010.522448>

³⁶¹ Greenfield, E. A., & Frantz, M. E. (2016). Sustainability processes among Naturally Occurring Retirement Community Supportive Service Programs. *Journal of Community Practice*, 24(1). Retrieved from: <https://doi.org/10.1080/10705422.2015.1126545>

³⁶² Kloseck, M., Crilly, R. G., & Misurak, L. (2002). A Health Care Model of Community Seniors: A community-Systems Approach. The Cherryhill Healthy Ageing Program: Six-Year Outcomes. Retrieved August 1, from <https://uwo.ca/fhs/katz/research/CH%20outcomes.pdf>

³⁶³ Kloseck, M., Crilly, R. G., & Misurak, L. (2002). A Health Care Model of Community Seniors: A community-Systems Approach. The Cherryhill Healthy Ageing Program: Six-Year Outcomes. Retrieved August 1, from <https://uwo.ca/fhs/katz/research/CH%20outcomes.pdf>

³⁶⁴ Kloseck, M., Crilly, R. G., & Gutman, G. M. (2010). Naturally occurring retirement communities: Untapped resources to enable optimal aging at home. *Journal of Housing For the Elderly*, 24(3–4). Retrieved from: <https://doi.org/10.1080/02763893.2010.522448>

³⁶⁵ Kloseck, M., Crilly, R. G., & Misurak, L. (2002). A Health Care Model of Community Seniors: A community-Systems Approach. The Cherryhill Healthy Ageing Program: Six-Year Outcomes. Retrieved August 1, from <https://uwo.ca/fhs/katz/research/CH%20outcomes.pdf>

³⁶⁶ DePaul, V. G., Parniak, S., Nguyen, P., Hand, C., Letts, L., McGrath, C., Richardson, J., Rudman, D., Bayoumi, I., Cooper, H., Tranmer, J., & Donnelly, C. (2022). Identification and engagement of naturally occurring retirement communities to support healthy aging in Canada: A set of methods for replication. *BMC Geriatrics*, 22(1). Retrieved from: <https://doi.org/10.1186/s12877-022-03045-z>

³⁶⁷ Oasis Senior Supportive Living. (2022). Oasis Senior Supportive Living: Annual report July 2021-June 2022. Retrieved August 1, 2022, from: https://www.dropbox.com/s/qp0m0pepycirjg1/Oasis_AnnualReport_2022_FINAL.pdf?dl=0

³⁶⁸ Simmons, T. (2018, March 4). How a program from Kingston can alleviate isolation among seniors. CBC News. Retrieved August 1, 2022, from: <https://www.cbc.ca/news/canada/toronto/toronto-oasis-program-1.4558720>

³⁶⁹ Burlington Age-Friendly Seniors Council, & Community Development Halton. (2015). The Halton HomeShare Toolkit. Retrieved August 1, 2022, from: <https://torontoist.com/wp-content/uploads/2015/04/The-HomeShare-Toolkit-Final.pdf>

³⁷⁰ SE Health. (n.d.). The periodic table of housing models for aging Canadians. Canada Mortgage and Housing Corporation. Retrieved August 1, 2022, from: <https://www.ohchr.org/sites/default/files/documents/issues/olderpersons/2022-report-right-housing/ngos-csos/2022-08-03/submissions-older-persons-right-to-adequate-housing-SEHC-Annex-en.pdf>

³⁷¹ Weeks, L. E., Bigonnesse, C., Rupasinghe, V., Haché-Chiasson, A., Dupuis-Blanchard, S., Harman, K., McInnis-Perry, G., Paris, M., Pupilampu, V., & Critchlow, M. (2022). The best place to be? Experiences of older adults living in Canadian cohousing communities during the COVID-19 pandemic. *Journal of Aging and Environment*. Retrieved from: <https://doi.org/10.1080/26892618.2022.2106528>

³⁷² Abbeyfield Canada. (2022). About Abbeyfield Canada. Retrieved August 1, from: <https://abbeyfield.ca/>

³⁷³ Weeks, L. E., Bigonnesse, C., Rupasinghe, V., Haché-Chiasson, A., Dupuis-Blanchard, S., Harman, K., McInnis-Perry, G., Paris, M., Puplampu, V., & Critchlow, M. (2022). The best place to be? Experiences of older adults living in Canadian cohousing communities during the COVID-19 pandemic. *Journal of Aging and Environment*. Retrieved from: <https://doi.org/10.1080/26892618.2022.2106528>

³⁷⁴ Council of Canadian Academies (2017). Older Canadians on the move. Retrieved August 1, 2022, from: https://cca-reports.ca/wp-content/uploads/2018/08/transportaging_fullreport_en.pdf

³⁷⁵ Council of Canadian Academies (2017). Older Canadians on the move. Retrieved August 1, 2022, from: https://cca-reports.ca/wp-content/uploads/2018/08/transportaging_fullreport_en.pdf

³⁷⁶ Turcotte, M. (2012, January 23). Profile of seniors' transportation habits. Statistics Canada. Retrieved August 1, 2022, from: <https://www150.statcan.gc.ca/n1/en/pub/11-008-x/2012001/article/11619-eng.pdf?st=wm-aM9sp>

³⁷⁷ Government of Canada. (n.d.). Age-friendly rural and remote communities: A guide. Retrieved August 1, 2022, from: https://www.phac-aspc.gc.ca/seniors-aines/alt-formats/pdf/publications/public/healthy-sante/age_friendly_rural/AFRRRC_en.pdf

³⁷⁸ Matsuda, N., Murata, S., Torizawa, K., Isa, T., Ebina, A., Kondo, Y., Tsuboi, Y., Fukuta, A., Okumura, M., Shigemoto, C., & Ono, R. (2019). Association between public transportation use and loneliness among urban elderly people who stop driving. *Gerontology & Geriatric Medicine*, 5. Retrieved from: <https://doi.org/10.1177/2333721419851293>

³⁷⁹ Turcotte, M. (2012, January 23). Profile of seniors' transportation habits. Statistics Canada. Retrieved August 1, 2022, from: <https://www150.statcan.gc.ca/n1/en/pub/11-008-x/2012001/article/11619-eng.pdf?st=wm-aM9sp>

³⁸⁰ Turcotte, M. (2012, January 23). Profile of seniors' transportation habits. Statistics Canada. Retrieved August 1, 2022, from: <https://www150.statcan.gc.ca/n1/en/pub/11-008-x/2012001/article/11619-eng.pdf?st=wm-aM9sp>

³⁸¹ Turcotte, M. (2012, January 23). Profile of seniors' transportation habits. Statistics Canada. Retrieved August 1, 2022, from: <https://www150.statcan.gc.ca/n1/en/pub/11-008-x/2012001/article/11619-eng.pdf?st=wm-aM9sp>

³⁸² Turcotte, M. (2012, January 23). Profile of seniors' transportation habits. Statistics Canada. Retrieved August 1, 2022, from: <https://www150.statcan.gc.ca/n1/en/pub/11-008-x/2012001/article/11619-eng.pdf?st=wm-aM9sp>

³⁸³ Allen, J., & Farber, S. (2019). Sizing up transport poverty: A national scale accounting of low-income households suffering from inaccessibility in Canada, and what to do about it. *Transport Policy*, 74. Retrieved from: <https://doi.org/10.1016/j.tranpol.2018.11.018>

³⁸⁴ Hansen, S., Newbold, K. B., Scott, D. M., Vrkljan, B., & Grenier, A. (2020). To drive or not to drive: Driving cessation amongst older adults in rural and small towns in Canada. *Journal of Transport Geography*, 86. Retrieved from: <https://doi.org/10.1016/j.jtrangeo.2020.102773>

³⁸⁵ Mirza, N. A., & Hulko, W. (2022). The complex nature of transportation as a key determinant of health in primary and community care restructuring initiatives in rural Canada. *Journal of Aging Studies*, 60. Retrieved from: <https://doi.org/10.1016/j.jaging.2022.101002>

- ³⁸⁶ Lamanna, M., Klinger, C. A., Liu, A., & Mirza, R. M. (2020). The association between public transportation and social isolation in older adults: A scoping review of the literature. *Canadian Journal on Aging/La Revue Canadienne du Vieillessement*, 39(3). Retrieved from: <https://doi.org/10.1017/S0714980819000345>
- ³⁸⁷ Turcotte, M. (2012, January 23). Profile of seniors' transportation habits. Statistics Canada. Retrieved August 1, 2022, from: <https://www150.statcan.gc.ca/n1/en/pub/11-008-x/2012001/article/11619-eng.pdf?st=wm-aM9sp>
- ³⁸⁸ Hansen, S., Newbold, K. B., Scott, D. M., Vrkljan, B., & Grenier, A. (2020). To drive or not to drive: Driving cessation amongst older adults in rural and small towns in Canada. *Journal of Transport Geography*, 86. Retrieved from: <https://doi.org/10.1016/j.jtrangeo.2020.102773>
- ³⁸⁹ Hansen, S., Newbold, K. B., Scott, D. M., Vrkljan, B., & Grenier, A. (2020). To drive or not to drive: Driving cessation amongst older adults in rural and small towns in Canada. *Journal of Transport Geography*, 86. Retrieved from: <https://doi.org/10.1016/j.jtrangeo.2020.102773>
- ³⁹⁰ Lamanna, M., Klinger, C. A., Liu, A., & Mirza, R. M. (2020). The association between public transportation and social isolation in older adults: A scoping review of the literature. *Canadian Journal on Aging/La Revue Canadienne du Vieillessement*, 39(3). Retrieved from: <https://doi.org/10.1017/S0714980819000345>
- ³⁹¹ Mirza, N. A., & Hulko, W. (2022). The complex nature of transportation as a key determinant of health in primary and community care restructuring initiatives in rural Canada. *Journal of Aging Studies*, 60. Retrieved from: <https://doi.org/10.1016/j.jaging.2022.101002>
- ³⁹² Hansen, S., Newbold, K. B., Scott, D. M., Vrkljan, B., & Grenier, A. (2020). To drive or not to drive: Driving cessation amongst older adults in rural and small towns in Canada. *Journal of Transport Geography*, 86. Retrieved from: <https://doi.org/10.1016/j.jtrangeo.2020.102773>
- ³⁹³ Colibaba, A., McCrillis, E., & Skinner, M. W. (2020). Exploring rural older adult perspectives on the scope, reach and sustainability of age-friendly programs. *Journal of Aging Studies*, 55. Retrieved from: <https://doi.org/10.1016/j.jaging.2020.100898>
- ³⁹⁴ Freeman, E., Gange, S., Muñoz, B., & West, S. (2006). Driving status and risk of entry into long-term care in older adults. *American Journal of Public Health*, 96(7). Retrieved from: <https://doi.org/10.2105/ajph.2005.069146>
- ³⁹⁵ Freeman, E., Gange, S., Muñoz, B., & West, S. (2006). Driving status and risk of entry into long-term care in older adults. *American Journal of Public Health*, 96(7). Retrieved from: <https://doi.org/10.2105/ajph.2005.069146>
- ³⁹⁶ Robison, J., Shugrue, N., Porter, M., Fortinsky, R., & Curry, L. (2012). Transition from home care to nursing home: Unmet needs in a home- and community-based program for older adults. *Journal of Aging & Social Policy*, 24(3). Retrieved from: <https://doi.org/10.1080/08959420.2012.676315>
- ³⁹⁷ Kim, Y., Kim, S., & Kim, H. (2010). Transfer from a home and community-based long-term care program to a nursing home: The Ohio experience. *International Journal of Public Policy*, 5(2-3). Retrieved from: <https://doi.org/10.1504/IJPP.2010.030601>
- ³⁹⁸ Webb, E., Laverty, A., Mindell, J., & Millett, C. (2016). Free bus travel and physical activity, gait speed, and adiposity in the English Longitudinal Study of Ageing. *American Journal of Public Health*, 106(1). Retrieved from: <https://doi.org/10.2105/ajph.2015.302907>

- ³⁹⁹ Lubin, A., Alexander, K., & Harvey, E. (2017). Achieving mobility access for older adults through group travel instruction. *Transportation Research Record*, 2650(1). Retrieved from: <https://doi.org/10.3141/2650-03>
- ⁴⁰⁰ Lubin, A., Alexander, K., & Harvey, E. (2017). Achieving mobility access for older adults through group travel instruction. *Transportation Research Record*, 2650(1). Retrieved from: <https://doi.org/10.3141/2650-03>
- ⁴⁰¹ Government of Canada. (2022, April 8). Rural Transit Solutions Fund: Overview. Retrieved September 7, 2022, from: <https://www.infrastructure.gc.ca/rural-trans-rural/index-eng.html>
- ⁴⁰² Lamanna, M., Klinger, C. A., Liu, A., & Mirza, R. M. (2020). The association between public transportation and social isolation in older adults: A scoping review of the literature. *Canadian Journal on Aging/La Revue Canadienne du Vieillissement*, 39(3). Retrieved from: <https://doi.org/10.1017/S0714980819000345>
- ⁴⁰³ Ontario Ministry of Transportation. (n.d.). Community Transportation Pilot Grant Program: Survey and final reporting evaluation. Retrieved September 7, 2022, from: [https://www.ruralontarioinstitute.ca/uploads/userfiles/files/CT%20Pilot%20Grant%20Program%20Evaluation%20Results%20MTO%20March%202018\(1\).pdf](https://www.ruralontarioinstitute.ca/uploads/userfiles/files/CT%20Pilot%20Grant%20Program%20Evaluation%20Results%20MTO%20March%202018(1).pdf)
- ⁴⁰⁴ Allen, J., & Farber, S. (2019). Sizing up transport poverty: A national scale accounting of low-income households suffering from inaccessibility in Canada, and what to do about it. *Transport Policy*, 74. Retrieved from: <https://doi.org/10.1016/j.tranpol.2018.11.018>
- ⁴⁰⁵ Lamanna, M., Klinger, C. A., Liu, A., & Mirza, R. M. (2020). The association between public transportation and social isolation in older adults: A scoping review of the literature. *Canadian Journal on Aging/La Revue Canadienne du Vieillissement*, 39(3). Retrieved from: <https://doi.org/10.1017/S0714980819000345>
- ⁴⁰⁶ Bryanton, O., Weeks, L. E., & Lees, J. M. (2010). Supporting older women in the transition to driving cessation. *Activities, Adaptation & Aging*, 34(3). Retrieved from: <https://doi.org/10.1080/01924788.2010.501483>
- ⁴⁰⁷ Hamilton Council on Aging. (n.d.). Educational workshops to support positive aging and well-being. Retrieved September 7, 2022, from: <https://coahamilton.ca/event/educational-workshops/>
- ⁴⁰⁸ Dobbs, B., Pidborochynnski, T., & Rehani, M. (2016). Transportation toolkit: For the implementation of alternate transportation for seniors in Alberta. The Medically At-Risk Driver Centre. Retrieved August 1, 2022, from: https://www.ualberta.ca/medically-at-risk-driver-centre/media-library/transportation-toolkit/transportationtoolkit_2016.pdf
- ⁴⁰⁹ Courtin, E., & Knapp, M. (2017). Social isolation, loneliness and health in old age: A scoping review. *Health & Social Care in the Community*, 25(3). Retrieved from: <https://doi.org/10.1111/hsc.12311>
- ⁴¹⁰ AgeUK. (2022, September 20). Loneliness and isolation – understanding the difference and why it matters. Retrieved August 1, 2022, from: <https://www.ageuk.org.uk/our-impact/policy-research/loneliness-research-and-resources/loneliness-isolation-understanding-the-difference-why-it-matters/>

- ⁴¹¹ Gale, C. R., Westbury, L., & Cooper, C. (2018). Social isolation and loneliness as risk factors for the progression of frailty: The English Longitudinal Study of Ageing. *Age and Ageing*, 47(3). Retrieved from: <https://doi.org/10.1093/ageing/afx188>
- ⁴¹² Newall, N. E. G., & Menec, V. H. (2019). Loneliness and social isolation of older adults: Why it is important to examine these social aspects together. *Journal of Social and Personal Relationships*, 36(3). Retrieved from: <https://doi.org/10.1177/0265407517749045>
- ⁴¹³ Carr, D. (2019). Aging alone? International perspectives on social integration and isolation. *The Journals of Gerontology. Series B, Psychological Sciences and Social Sciences*, 74(8). Retrieved from: <https://doi.org/10.1093/geronb/gbz095>
- ⁴¹⁴ Havens, B., Hall, M., Sylvestre, G., & Jivan, T. (2010). Social isolation and loneliness: Differences between older rural and urban Manitobans. *Canadian Journal on Aging*, 23(2). Retrieved from: <https://doi.org/10.1353/cja.2004.0022>
- ⁴¹⁵ Cohen-Mansfield, J., Shmotkin, D., & Goldberg, S. (2009). Loneliness in old age: Longitudinal changes and their determinants in an Israeli sample. *International Psychogeriatrics*, 21(6). Retrieved from: <https://doi.org/10.1017/S1041610209990974>
- ⁴¹⁶ Government of Canada. (2016, July 20). Report on the social isolation of seniors. Retrieved August 1, 2022, from: <https://www.canada.ca/en/national-seniors-council/programs/publications-reports/2014/social-isolation-seniors/page05.html>
- ⁴¹⁷ Hughes, M. (2016). Loneliness and social support among lesbian, gay, bisexual, transgender and intersex people aged 50 and over. *Ageing and Society*, 36(9). Retrieved from: <https://doi.org/10.1017/S0144686X1500080X>
- ⁴¹⁸ Boehlen, F., Herzog, W., Quinzler, R., Haefeli, W., Maatouk, I., Niehoff, D., Saum, K., Brenner, H., & Wild, B. (2015). Loneliness in the elderly is associated with the use of psychotropic drugs. *International Journal of Geriatric Psychiatry*, 30(9). Retrieved from: <https://doi.org/10.1002/gps.4246>
- ⁴¹⁹ Kobayashi, L. C., & Steptoe, A. (2018). Social isolation, loneliness, and health behaviors at older ages: Longitudinal cohort study. *Annals of Behavioral Medicine : A Publication of the Society of Behavioral Medicine*, 52(7). Retrieved from: <https://doi.org/10.1093/abm/kax033>
- ⁴²⁰ Freedman, A., & Nicolle, J. (2020). Social isolation and loneliness: The new geriatric giants: Approach for primary care. *Canadian Family Physician Medecin de Famille Canadien*, 66(3). Retrieved August 1, 2022, from: <https://www.cfp.ca/content/cfp/66/3/176.full.pdf>
- ⁴²¹ Santini, Z., Jose, P., York Cornwell, E., Koyanagi, A., Nielsen, L., Hinrichsen, C., Meilstrup, C., Madsen, K., & Koushede, V. (2020). Social disconnectedness, perceived isolation, and symptoms of depression and anxiety among older Americans (NSHAP): A longitudinal mediation analysis. *The Lancet. Public Health*, 5(1). Retrieved from: [https://doi.org/10.1016/s2468-2667\(19\)30230-0](https://doi.org/10.1016/s2468-2667(19)30230-0)
- ⁴²² Zhang, W., Liu, L., Tang, F., & Dong, X. (2018). Social engagement and sense of loneliness and hopelessness: Findings from the PINE study. *Gerontology and Geriatric Medicine*, 4. Retrieved from: <https://doi.org/10.1177/2333721418778189>
- ⁴²³ Boulos, C., Salameh, P., & Barberger-Gateau, P. (2017). Social isolation and risk for malnutrition among older people. *Geriatrics & Gerontology International*, 17(2). Retrieved from: <https://doi.org/10.1111/ggi.12711> .

⁴²⁴ Perissinotto, C., Holt-Lunstad, J., Periyakoil, V. S., & Covinsky, K. (2019). A practical approach to assessing and mitigating loneliness and isolation in older adults. *Journal of the American Geriatrics Society*, 67(4). Retrieved from: <https://doi.org/10.1111/jgs.15746>

⁴²⁵ Cantarero-Prieto, D., Pascual-Sáez, M., & Blázquez-Fernández, C. (2018). Social isolation and multiple chronic diseases after age 50: A European macro-regional analysis. *PLoS One*, 13(10). Retrieved from: <https://doi.org/10.1371/journal.pone.0205062>

⁴²⁶ Freedman, A., & Nicolle, J. (2020). Social isolation and loneliness: The new geriatric giants: Approach for primary care. *Canadian Family Physician / Médecin de Famille Canadien*, 66(3). Retrieved August 1, 2022, from: <https://www.cfp.ca/content/cfp/66/3/176.full.pdf>

⁴²⁷ Rico-Urbe, L. A., Caballero, F. F., Martín-María, N., Cabello, M., Ayuso-Mateos, J. L., & Miret, M. (2018). Association of loneliness with all-cause mortality: A meta-analysis. *PLoS One*, 13(1). Retrieved from: <https://doi.org/10.1371/journal.pone.0190033>

⁴²⁸ Holt-Lunstad, J., Smith, T. B., Baker, M., Harris, T., & Stephenson, D. (2015). Loneliness and social isolation as risk factors for mortality: A meta-analytic review. *Perspectives on Psychological Science : A Journal of the Association for Psychological Science*, 10(2). Retrieved from: <https://doi.org/10.1177/1745691614568352>

⁴²⁹ Gilmour, H., & Ramage-Morin, P. L. (2020). Social isolation and mortality among Canadian seniors. *Health Reports*, 31(3). Retrieved from: <https://doi.org/10.25318/82-003-x202000300003-eng>

⁴³⁰ Holt-Lunstad, J., Smith, T. B., Baker, M., Harris, T., & Stephenson, D. (2015). Loneliness and social isolation as risk factors for mortality: A meta-analytic review. *Perspectives on Psychological Science : A Journal of the Association for Psychological Science*, 10(2). Retrieved from: <https://doi.org/10.1177/1745691614568352>

⁴³¹ Gerst-Emerson, K., & Jayawardhana, J. (2015). Loneliness as a public health issue: The impact of loneliness on health care utilization among older adults. *American Journal of Public Health*, 105(5). Retrieved from: <https://doi.org/10.2105/AJPH.2014.302427>

⁴³² Taube, E., Kristensson, J., Sandberg, M., Midlöv, P., & Jakobsson, U. (2015). Loneliness and health care consumption among older people. *Scandinavian Journal of Caring Sciences*, 29(3). Retrieved from: <https://doi.org/10.1111/scs.12147>

⁴³³ Burns, A., Leavey, G., Ward, M., & O'Sullivan, R. (2020). The impact of loneliness on healthcare use in older people: Evidence from a nationally representative cohort. *Journal of Public Health*, 30. Retrieved from: <https://doi.org/10.1007/s10389-020-01338-4>

⁴³⁴ Kharicha, K., Iliffe, S., Manthorpe, J., Chew-Graham, C. A., Cattan, M., Goodman, C., Kirby-Barr, M., Whitehouse, J. H., & Walters, K. (2017). What do older people experiencing loneliness think about primary care or community based interventions to reduce loneliness? A qualitative study in England. *Health & Social Care in the Community*, 25(6). Retrieved from: <https://doi.org/10.1111/hsc.12438>

⁴³⁵ Mosen, D. M., Banegas, M. P., Tucker-Seeley, R. D., Keast, E., Hu, W., Ertz-Berger, B., & Brooks, N. (2021). Social isolation associated with future health care utilization. *Population Health Management*, 24(3), 333-337.

- ⁴³⁶ Iliffe, S., Kharicha, K., Harari, D., Swift, C., Gillmann, G., & Stuck, A. E. (2007). Health risk appraisal in older people 2: The implications for clinicians and commissioners of social isolation risk in older people. *The British Journal of General Practice : The Journal of the Royal College of General Practitioners*, 57(537). Retrieved August 1, 2022, from: <https://www.ncbi.nlm.nih.gov/pmc/articles/PMC2043334/>
- ⁴³⁷ Brovold, T., Skelton, D. A., & Bergland, A. (2012). The efficacy of counseling and progressive resistance home-exercises on adherence, health-related quality of life and function after discharge from a geriatric day-hospital. *Archives of Gerontology and Geriatrics*, 55(2). Retrieved from: <https://doi.org/10.1016/j.archger.2012.01.015>
- ⁴³⁸ Mistry, R., Rosansky, J., McGuire, J., McDermott, C., & Jarvik, L. (2001). Social isolation predicts re-hospitalization in a group of older American veterans enrolled in the UPBEAT Program. *International Journal of Geriatric Psychiatry*, 16(10). Retrieved from: <https://doi.org/10.1002/gps.447>
- ⁴³⁹ Valtorta, N. K., Moore, D. C., Barron, L., Stow, D., & Hanratty, B. (2018). Older adults' social relationships and health care utilization: A systematic review. *American Journal of Public Health*, 108(4). Retrieved from: <https://doi.org/10.2105/AJPH.2017.304256>
- ⁴⁴⁰ Bosworth, H. B., & Schaie, K. W. (1997). The relationship of social environment, social networks, and health outcomes in the Seattle Longitudinal Study: Two analytical approaches. *The Journals of Gerontology. Series B, Psychological Sciences and Social Sciences*, 52(5). Retrieved from: <https://doi.org/10.1093/geronb/52b.5.p197>
- ⁴⁴¹ Canadian Institute for Health Information (2017). Seniors in transition: Exploring pathways across the care continuum. Retrieved August 1, 2022, from: <https://www.cihi.ca/sites/default/files/document/seniors-in-transition-report-2017-en.pdf>
- ⁴⁴² Cai, Q., Salmon, J. W., & Rodgers, M. E. (2009). Factors associated with long-stay nursing home admissions among the U.S. elderly population: Comparison of logistic regression and the Cox proportional hazards model with policy implications for social work. *Social Work in Health Care*, 48(2). Retrieved from: <https://doi.org/10.1080/00981380802580588>
- ⁴⁴³ Pimouguet, C., Rizzuto, D., Schön, P., Shakersain, B., Angleman, S., Lagergren, M., Fratiglioni, L., & Xu, W. (2016). Impact of living alone on institutionalization and mortality: A population-based longitudinal study. *European Journal of Public Health*, 26(1). Retrieved from: <https://doi.org/10.1093/eurpub/ckv052>
- ⁴⁴⁴ Oh, A., Patel, K., Boscardin, W. J., Max, W., Stephens, C., Ritchie, C. S., & Smith, A. K. (2019). Social support and patterns of institutionalization among older adults: A longitudinal study. *Journal of the American Geriatrics Society*, 67(12). Retrieved from: <https://doi.org/10.1111/jgs.16184>
- ⁴⁴⁵ Hanratty, B., Stow, D., Collingridge Moore, D., Valtorta, N., & Matthews, F. (2018). Loneliness as a risk factor for care home admission in the English Longitudinal Study of Ageing. *Age and Ageing*, 47(6). Retrieved from: <https://doi.org/10.1093/ageing/afy095>
- ⁴⁴⁶ Russell, D., Cutrona, C., de la Mora, A., & Wallace, R. (1997). Loneliness and nursing home admission among rural older adults. *Psychology and Aging*, 12(4). Retrieved from: <https://doi.org/10.1037/0882-7974.12.4.574>
- ⁴⁴⁷ Hanratty, B., Stow, D., Collingridge Moore, D., Valtorta, N., & Matthews, F. (2018). Loneliness as a risk factor for care home admission in the English Longitudinal Study of Ageing. *Age and Ageing*, 47(6). Retrieved from: <https://doi.org/10.1093/ageing/afy095>

⁴⁴⁸ Scocco, P., Rapattoni, M., & Fantoni, G. (2006). Nursing home institutionalization: A source of eustress or distress for the elderly? *International Journal of Geriatric Psychiatry*, 21(3). Retrieved from: <https://doi.org/10.1002/gps.1453>

⁴⁴⁹ Iliffe, S., Kharicha, K., Harari, D., Swift, C., Gillmann, G., & Stuck, A. (2007). Health risk appraisal in older people 2: The implications for clinicians and commissioners of social isolation risk in older people. *British Journal of General Practice*, 57(537). Retrieved August 1, 2022, from: <https://www.ncbi.nlm.nih.gov/pmc/articles/PMC2043334/>

⁴⁵⁰ Penning, M. J., Liu, G., & Chou, P. H. B. (2014). Measuring loneliness among middle-aged and older adults: The UCLA and de Jong Gierveld loneliness scales. *Social Indicators Research*, 118(3). Retrieved from: <https://doi.org/10.1007/s11205-013-0461-1>

⁴⁵¹ Gilmour, H., & Ramage-Morin, P. L. (2020). Social isolation and mortality among Canadian seniors. *Health Reports*, 31(3). Retrieved from: <https://doi.org/10.25318/82-003-x202000300003-eng>

⁴⁵² Wilson, D. M., Harris, A., Hollis, V., & Mohankumar, D. (2011). Upstream thinking and health promotion planning for older adults at risk of social isolation. *International Journal of Older People Nursing*, 6(4). Retrieved from: <https://doi.org/10.1111/j.1748-3743.2010.00259.x>

⁴⁵³ Keefe, J., Andrew, M., Fancey, P., & Hall, M. (2006, May 15). Final report: A profile of social isolation in Canada. Government of British Columbia. Retrieved August 1, 2022, from: https://www.health.gov.bc.ca/library/publications/year/2006/keefe_social_isolation_final_report_may_2006.pdf

⁴⁵⁴ Raina, P., Wolfson, C., Kirkland, S., & Griffith, L. (2018). The Canadian Longitudinal Study on Aging (CLSA) report on health and aging in Canada: Findings from baseline data collection 2010-2015. International Federation on Ageing. Retrieved August 1, 2022, from: https://ifa.ngo/wp-content/uploads/2018/12/clsa_report_en_final_web.pdf

⁴⁵⁵ Wilson, D. M., Harris, A., Hollis, V., & Mohankumar, D. (2011). Upstream thinking and health promotion planning for older adults at risk of social isolation. *International Journal of Older People Nursing*, 6(4). Retrieved from: <https://doi.org/10.1111/j.1748-3743.2010.00259.x>

⁴⁵⁶ The National Seniors Council. (2014, October). Report on the social isolation of seniors: 2013-2014. Government of Canada. Retrieved August 1, 2022, from: https://www.canada.ca/content/dam/nsc-cna/documents/pdf/policy-and-program-development/publications-reports/2014/Report_on_the_Social_Isolation_of_Seniors.pdf

⁴⁵⁷ Keefe, J., Andrew, M., Fancey, P., & Hall, M. (2006, May 15). Final report: A profile of social isolation in Canada. Government of British Columbia. Retrieved August 1, 2022, from: https://www.health.gov.bc.ca/library/publications/year/2006/keefe_social_isolation_final_report_may_2006.pdf

⁴⁵⁸ Menec, V. H., Newall, N. E., Mackenzie, C. S., Shooshtari, S., & Nowicki, S. (2019). Examining individual and geographic factors associated with social isolation and loneliness using Canadian Longitudinal Study on Aging (CLSA) data. *PLoS One*, 14(2). Retrieved from: <https://doi.org/10.1371/journal.pone.0211143>

⁴⁵⁹ National Institute on Ageing, & TELUS Health. (2020, October). Pandemic perspectives on ageing in Canada in light of COVID-19: Findings from a National Institute on Ageing/TELUS Health national survey. Retrieved August 1, 2022, from: <https://static1.squarespace.com/static/5c2fa7b03917eed9b5a436d8/t/5f85fe24729f041f154f5668/1602616868871/PandemicPerspectives+oct13.pdf>

⁴⁶⁰ Employment and Social Development Canada. (2018, December 14). Backgrounder: The New Horizons for Seniors Program (NHSP). Government of Canada. Retrieved August 1, 2022, from: <https://www.canada.ca/en/employment-social-development/news/2018/05/backgrounder-the-new-horizons-for-seniors-programnhsp.html>

⁴⁶¹ Employment and Social Development Canada. (2022, July 25). About the New Horizons for Seniors Program. Government of Canada. Retrieved August 1, 2022, from: <https://www.canada.ca/en/employment-social-development/programs/new-horizons-seniors.html>

⁴⁶² Employment and Social Development Canada. (2018, December 14). Backgrounder: The New Horizons for Seniors Program (NHSP). Government of Canada. Retrieved August 1, 2022, from: <https://www.canada.ca/en/employment-social-development/news/2018/05/backgrounder-the-new-horizons-for-seniors-programnhsp.html>

⁴⁶³ Employment and Social Development Canada. (2022, July 25). About the New Horizons for Seniors Program. Government of Canada. Retrieved August 1, 2022, from: <https://www.canada.ca/en/employment-social-development/programs/new-horizons-seniors.html>

⁴⁶⁴ Government of Canada. (2019, March 19). A Secure and dignified retirement for Canadians. Budget 2019. Retrieved August 1, 2022, from: <https://www.budget.gc.ca/2019/docs/themes/seniors-aines-en.html>

⁴⁶⁵ Government of Canada. (2022, April 7). Chapter 8: Safe and inclusive communities. Budget 2022. Retrieved August 1, 2022, from: <https://budget.gc.ca/2022/report-rapport/chap8-en.html>

⁴⁶⁶ Jodoin, E., Fazal, S., & Currie, G. (2019, April 30). Reducing seniors isolation in Hamilton, Ontario: Evaluation report: May 2016 – March 2019. Hamilton Council on Aging. Retrieved August 1, 2022, from: <https://coahamilton.s3.amazonaws.com/uploads/2016/10/FINAL-HSIIP-REPORT-30April2019.pdf>

⁴⁶⁷ Ministry for Seniors and Accessibility. (n.d.). Seniors Community Grant Program guidelines: 2019-20. Government of Ontario. Retrieved August 1, 2022, from: <https://files.ontario.ca/msaa-seniors-community-grant-program-guidelines-en-2019-05-16.pdf>

⁴⁶⁸ Ministry for Seniors and Accessibility. (2022, February 17). Ontario keeping seniors healthy and engaged. Government of Ontario. Retrieved August 1, 2022, from: <https://news.ontario.ca/en/release/1001619/ontario-keeping-seniors-healthy-and-engaged>

⁴⁶⁹ National Institute on Ageing. (2022). Understanding social isolation and loneliness among older Canadians and how to address it. Retrieved August 1, 2022, from: <https://cnpea.ca/images/socialisolationreport-final1.pdf>

⁴⁷⁰ Brandling, J., & House, W. (2009). Social prescribing in general practice: Adding meaning to medicine. *The British Journal of General Practice: The Journal of the Royal College of General Practitioners*, 59(563). Retrieved from: <https://doi.org/10.3399/bjgp09X421085>

⁴⁷¹ Foster, A., Thompson, J., Holding, E., Ariss, S., Mukuria, C., Jacques, R., Akparido, R., & Haywood, A. (2021). Impact of social prescribing to address loneliness: A mixed methods evaluation of a national social prescribing programme. *Health & Social Care in the Community*, 29(5). Retrieved from: <https://doi.org/10.1111/hsc.13200>

⁴⁷² Elston, J., Gradinger, F., Asthana, S., Lilley-Woolnough, C., Wroe, S., Harman, H., & Byng, R. (2019). Does a social prescribing 'holistic' link-worker for older people with complex, multimorbidity improve well-being and frailty and reduce health and social care use and costs? A 12-month before-and-after evaluation. *Primary Health Care Research & Development*, 20. Retrieved from: <https://doi.org/10.1017/S1463423619000598>

⁴⁷³ Cattan, M., White, M., Bond, J., & Learmouth, A. (2005). Preventing social isolation and loneliness among older people: A systematic review of health promotion interventions. *Ageing & Society*, 25(1). Retrieved from: <https://doi.org/10.1017/S0144686X04002594>

⁴⁷⁴ Masi, C. M., Chen, H. Y., Hawkley, L. C., & Cacioppo, J. T. (2011). A meta-analysis of interventions to reduce loneliness. *Personality and Social Psychology Review*, 15(3). Retrieved from: <https://doi.org/10.1177/1088868310377394>

⁴⁷⁵ The Danish Ministry of Health. (2017, March). Denmark's national follow-up to the UNECE Regional Implementation Strategy (RIS) of the Madrid Plan of Action on Ageing (MIPAA) from 2012-2016. Retrieved August 1, 2022, from: https://unece.org/fileadmin/DAM/pau/age/country_rpts/2017/DNK_-_National_Report.pdf

⁴⁷⁶ The Danish Ministry of Health. (2017, March). Denmark's national follow-up to the UNECE Regional Implementation Strategy (RIS) of the Madrid Plan of Action on Ageing (MIPAA) from 2012-2016. Retrieved August 1, 2022, from: https://unece.org/fileadmin/DAM/pau/age/country_rpts/2017/DNK_-_National_Report.pdf

⁴⁷⁷ The Danish Ministry of Health. (2017, March). Denmark's national follow-up to the UNECE Regional Implementation Strategy (RIS) of the Madrid Plan of Action on Ageing (MIPAA) from 2012-2016. Retrieved August 1, 2022, from: https://unece.org/fileadmin/DAM/pau/age/country_rpts/2017/DNK_-_National_Report.pdf

⁴⁷⁸ Government of Canada. (2022, April 7). Chapter 6: Strong public health care. Budget 2022. Retrieved August 1, 2022, from: <https://budget.gc.ca/2022/report-rapport/chap6-en.html>

⁴⁷⁹ Osman, L. (2022, June 17). Liberals still dithering over dental care delivery to satisfy promise to NDP. *Canada's National Observer*. Retrieved August 1, 2022, from: <https://www.nationalobserver.com/2022/06/17/news/liberals-dithering-dental-care-delivery-promise-ndp>

⁴⁸⁰ Government of Canada. (2022, April 7). Chapter 6: Strong public health care. Budget 2022. Retrieved August 1, 2022, from: <https://budget.gc.ca/2022/report-rapport/chap6-en.html>

⁴⁸¹ Government of Nova Scotia. (2021). Continuing care. Retrieved August 1, 2022, from: <https://novascotia.ca/dhw/ccs/caregiver-benefit.asp>

⁴⁸² Manitoba Government. (n.d.). Primary Caregiver Tax Credit. Retrieved August 1, 2022, from: <https://www.gov.mb.ca/finance/tao/caregiver.html>

⁴⁸³ City of Brampton. (2022, February 14). City launches free Brampton Transit fares for senior residents beginning February 28. Retrieved August 1, 2022, from: [https://www.brampton.ca/EN/City-Hall/News/Pages/Media-Release.aspx/1017#:~:text=City%20Launches%20Free%20Brampton%20Transit%20Fares%20for%20Senior%20Residents%20beginning%20February%2028&text=%E2%80%8BBRAMPTON%2C%20ON%20\(February%2014,with%20an%20annual%20free%20pass](https://www.brampton.ca/EN/City-Hall/News/Pages/Media-Release.aspx/1017#:~:text=City%20Launches%20Free%20Brampton%20Transit%20Fares%20for%20Senior%20Residents%20beginning%20February%2028&text=%E2%80%8BBRAMPTON%2C%20ON%20(February%2014,with%20an%20annual%20free%20pass)

⁴⁸⁴ Lofaro, J. (2021, April 29). Montreal increasing STM discounts for riders 65 and older July 1. CTV News. Retrieved August 1, 2022, from: <https://montreal.ctvnews.ca/montreal-increasing-stm-discounts-for-riders-65-and-older-july-1-1.5407930?cache=ohatwurlcrurule%3FclipId%3D104062>

⁴⁸⁵ Brella Community Services Society. (2022). Seniors' Centre Without Walls. Retrieved August 1, 2022, from: <https://www.brellasociety.ca/scww>

⁴⁸⁶ Sooke Region Communities Health Network. (n.d.). Seniors' Centre Without Walls. Retrieved August 1, 2022, from: <https://www.sookeregionchn.org/seniors-centre-without-walls>

⁴⁸⁷ OECD. (2022, July). OECD.Stat. Retrieved August 1, 2022, from: <https://stats.oecd.org/Index.aspx?ThemeTreeId=9#>

⁴⁸⁸ Employment and Social Development Canada. (2022, October 6). Minister Khara and Minister Duclos announce Expert Panel to provide recommendations for establishing an Aging at Home Benefit. Retrieved October 7, 2022, from: <https://www.canada.ca/en/employment-social-development/news/2022/10/minister-khara-and-minister-duclos-announce-expert-panel-to-provide-recommendations-for-establishing-an-aging-at-home-benefit.html>

⁴⁸⁹ Office of the Parliamentary Budget Officer. (2021, August 4). \$13.7 billion each year for improving long-term care. Retrieved August 1, 2022, from: <https://www.pbo-dpb.ca/en/news-releases--communiqués-de-presse/COM-2122-019--137-billion-each-year-for-improving-long-term-care--137-milliards-de-dollars-par-an-pour-améliorer-les-soins-de-long>

⁴⁹⁰ Office of the Parliamentary Budget Officer. (2021, August 4). \$13.7 billion each year for improving long-term care. Retrieved August 1, 2022, from: <https://www.pbo-dpb.ca/en/news-releases--communiqués-de-presse/COM-2122-019--137-billion-each-year-for-improving-long-term-care--137-milliards-de-dollars-par-an-pour-améliorer-les-soins-de-long>

⁴⁹¹ Canadian Institute for Health Information (2017). Seniors in transition: Exploring pathways across the care continuum. Retrieved August 1, 2022, from: <https://www.cihi.ca/sites/default/files/document/seniors-in-transition-report-2017-en.pdf>

⁴⁹² Canadian Institute for Health Information. (2020). Common challenges, shared priorities: Measuring access to home and community care and to mental health and addictions services in Canada — Volume 2, August 2020. Retrieved August 1, 2022, from: <https://www.cihi.ca/sites/default/files/document/common-challenges-shared-priorities-vol-2-report-en.pdf>

⁴⁹³ Simpson, C., Caissie, M., & Velji, K. (2015, January 29). Canada needs a national seniors' strategy. Toronto Star. Retrieved August 1, 2022, from: <https://www.thestar.com/opinion/commentary/2015/01/29/canada-needs-a-national-seniors-strategy.html>

⁴⁹⁴ CanAge (2021). Federal Budget 2021. Retrieved July 1, 2022, from: <https://www.canage.ca/voices-overview/federal-budget-2021/>

⁴⁹⁵Stuart, M., & Weinrich, M. (2001). Home- and community-based long-term care: Lessons from Denmark. *The Gerontologist*, 41(4). Retrieved from: <https://doi.org/10.1093/geront/41.4.474>

⁴⁹⁶Schulz, E. (2010, August). The long-term care system in Denmark. DIW Berlin. Retrieved August 1, 2022, from: <http://dx.doi.org/10.2139/ssrn.1659621>

⁴⁹⁷Social Care Institute for Excellence (SCIE). (2013). SCIE guide 49: Maximising the Potential of Reablement. Retrieved September 30, 2022, from: <https://www.scie.org.uk/publications/guides/guide49/>

⁴⁹⁸Tessier, A., Beaulieu, M. D., Mcginn, C. A., & Latulippe, R. (2016). Effectiveness of reablement: A systematic review. *Efficacité de l'autonomisation: Une revue systématique. Healthcare policy = Politiques de Sante*, 11(4). Retrieved August 1, 2022, from: <https://www.ncbi.nlm.nih.gov/pmc/articles/PMC4872552/>

⁴⁹⁹Stall, N., Nowaczynski, M., & Sinha, S. K. (2014). Systematic review of outcomes from home-based primary care programs for homebound older adults. *Journal of the American Geriatrics Society*, 62(12). Retrieved from: <https://doi.org/10.1111/jgs.13088>

⁵⁰⁰Stall, N., Nowaczynski, M., & Sinha, S. K. (2014). Systematic review of outcomes from home-based primary care programs for homebound older adults. *Journal of the American Geriatrics Society*, 62(12). Retrieved from: <https://doi.org/10.1111/jgs.13088>

⁵⁰¹Beales, J. L., & Edes, T. (2009). Veteran's Affairs Home Based Primary Care. *Clinics in Geriatric Medicine*, 25(1). Retrieved from: <https://doi.org/10.1016/j.cger.2008.11.002>

⁵⁰²Boffa, J. (2002). Is there a doctor in the house? *Australian and New Zealand Journal of Public Health*, 26(4). Retrieved from: <https://doi.org/10.1111/j.1467-842X.2002.tb00175.x>

⁵⁰³Wajnberg, A., Wang, K. H., Aniff, M., & Kunins, H. V. (2010). Hospitalizations and skilled nursing facility admissions before and after the implementation of a home-based primary care program. *Journal of the American Geriatrics Society*, 58(6). Retrieved from: <https://doi.org/10.1111/j.1532-5415.2010.02859.x>

⁵⁰⁴Mathematica Policy Research. (2019, May). Evaluation of the independence at home demonstration: An examination of the first four years. Centers for Medicare & Medicaid Services. Retrieved from: <https://innovation.cms.gov/Files/reports/iah-yr4evalrpt.pdf>

⁵⁰⁵Kuebel, C. (2020, June 11). A safe alternative to nursing homes. MassPACE Association. Retrieved August 1, 2022, from: <https://masspace.net/news/a-safe-alternative-to-nursing-homes/>

⁵⁰⁶Segelman, M., Cai, X., van Reenen, C., & Temkin-Greener, H. (2017). Transitioning from community-based to institutional long-term care: Comparing 1915(c) waiver and PACE enrollees. *The Gerontologist*, 57(2). Retrieved from: <https://doi.org/10.1093/geront/gnv106>

⁵⁰⁷Ghosh, A., Orfield, C., & Schmitz, R. (2014, January). Evaluating PACE: A review of the literature. U.S. Department of Health and Human Services. Retrieved August 1, 2022, from: <https://aspe.hhs.gov/system/files/pdf/76976/PACELitRev.pdf>

⁵⁰⁸Segelman, M., Szydowski, J., Kinoshian, B., McNabney, M., Raziano, D. B., Eng, C., van Reenen, C., & Temkin-Greener, H. (2014). Hospitalizations in the Program of All-Inclusive Care for the Elderly. *Journal of the American Geriatrics Society*, 62(2). Retrieved from: <https://doi.org/10.1111/jgs.12637>

- ⁵⁰⁹ Friedman, S. M., Steinwachs, D. M., Rathouz, P. J., Burton, L. C., & Mukamel, D. B. (2005). Characteristics predicting nursing home admission in the program of all-inclusive care for elderly people. *The Gerontologist*, 45(2). Retrieved from: <https://doi.org/10.1093/geront/45.2.157>
- ⁵¹⁰ Chen, C. F., & Fu, T. H. (2020). Policies and transformation of long-term care system in Taiwan. *Annals of Geriatric Medicine and Research*, 24(3). Retrieved from: 10.4235/agmr.20.0038
- ⁵¹¹ Ikegami, N. (2019). Financing long-term care: lessons from Japan. *International journal of health policy and management*, 8(8). Retrieved from: 10.15171/IJHPM.2019.35
- ⁵¹² Toronto Central LHIN. (2014). From the CEO of the Toronto Central LHIN. Retrieved from: <http://www.torontocentrallhin.on.ca/MessagefromtheCEO/Holidays2018.aspx>
- ⁵¹³ Yang, C. C., Hsueh, J. Y., & Wei, C. Y. (2020). Current status of long-term care in Taiwan: Transition of long-term care plan from 1.0 to 2.0. *International Journal of Health Policy and Management*, 9(8). Retrieved from: <https://doi.org/10.15171/ijhpm.2019.115>
- ⁵¹⁴ Burlington Age-Friendly Seniors Council, & Community Development Halton. (2015). The Halton HomeShare Toolkit. Retrieved August 1, 2022, from: <https://torontoist.com/wp-content/uploads/2015/04/The-HomeShare-Toolkit-Final.pdf>
- ⁵¹⁵ Government of Canada. (2019, March 9). Canada Gazette, part 1, volume 153, number 10: Accessible transportation for persons with disabilities regulations. Retrieved August 1, 2022, from: <https://gazette.gc.ca/rp-pr/p1/2019/2019-03-09/html/reg2-eng.html>
- ⁵¹⁶ Accessibility Standards Canada. (2021). Roadmap to 2040: A plan to guide the work of Accessibility Standards Canada. Government of Canada. Retrieved August 1, 2022, from: https://accessible.canada.ca/sites/default/files/2022-01/Roadmap%20to%202040_A%20plan%20to%20guide%20the%20work%20of%20Accessibility%20Standards%20Canada.pdf
- ⁵¹⁷ Government of Nova Scotia. (n.d.). Accessibility Directorate. Retrieved August 1, 2022, from: <https://novascotia.ca/accessibility/>
- ⁵¹⁸ Ministère des Transports. (2019). Transporting Quebec towards modernity: Sustainable Mobility Policy – 2030. Gouvernement du Québec. Retrieved August 1, 2022, from: <https://www.transports.gouv.qc.ca/en/Documents/urban-transit-intervention-framework.pdf>
- ⁵¹⁹ BC Transit. (n.d.). Accessibility. Retrieved August 1, 2022, from: <https://www.bctransit.com/victoria/riderinfo/accessibility#:~:text=At%20per%20cent%20BC%20per%20cent%20Transit%20per%20cent%2C%20per%20cent%20our%20per%20cent%20goal,mobility%20per%20cent%20aids%20per%20cent%20to%20per%20cent%20strap%20per%20cent%20in>
- ⁵²⁰ Kovac, L. (2019, January 2). Accessible public transit vehicles in Ontario. Accessibility for Ontarians with Disabilities Act. Retrieved August 1, 2022, from: <https://www.aoda.ca/accessible-public-transit-vehicles-in-ontario/>
- ⁵²¹ Accessibility Standards Canada. (2021). Roadmap to 2040: A plan to guide the work of Accessibility Standards Canada. Government of Canada. Retrieved August 1, 2022, from: https://accessible.canada.ca/sites/default/files/2022-01/Roadmap%20to%202040_A%20plan%20to%20guide%20the%20work%20of%20Accessibility%20Standards%20Canada.pdf

⁵²² ITN America. (n.d.). Retrieved August 1, 2022, from: <https://www.itnamerica.org/>

⁵²³ Brandling, J., & House, W. (2009). Social prescribing in general practice: Adding meaning to medicine. *The British Journal of General Practice : The Journal of the Royal College of General Practitioners*, 59(563). Retrieved from: <https://doi.org/10.3399/bjgp09X421085>

⁵²⁴ Foster, A., Thompson, J., Holding, E., Ariss, S., Mukuria, C., Jacques, R., Akparido, R., & Haywood, A. (2021). Impact of social prescribing to address loneliness: A mixed methods evaluation of a national social prescribing programme. *Health & Social Care in the Community*, 29(5). Retrieved from: <https://doi.org/10.1111/hsc.13200>

⁵²⁵ Elston, J., Gradinger, F., Asthana, S., Lilley-Woolnough, C., Wroe, S., Harman, H., & Byng, R. (2019). Does a social prescribing 'holistic' link-worker for older people with complex, multimorbidity improve well-being and frailty and reduce health and social care use and costs? A 12-month before-and-after evaluation. *Primary Health Care Research & Development*, 20. Retrieved from: <https://doi.org/10.1017/S1463423619000598>

⁵²⁶ Cattan, M., White, M., Bond, J., & Learmouth, A. (2005). Preventing social isolation and loneliness among older people: A systematic review of health promotion interventions. *Ageing & Society*, 25(1). Retrieved from: <https://doi.org/10.1017/S0144686X04002594>

⁵²⁷ Masi, C. M., Chen, H. Y., Hawkey, L. C., & Cacioppo, J. T. (2011). A meta-analysis of interventions to reduce loneliness. *Personality and Social Psychology Review*, 15(3). Retrieved from: <https://doi.org/10.1177/1088868310377394>

⁵²⁸ The Danish Ministry of Health. (2017, March). Denmark's national follow-up to the UNECE Regional Implementation Strategy (RIS) of the Madrid Plan of Action on Ageing (MIPAA) from 2012-2016. Retrieved August 1, 2022, from: https://unece.org/fileadmin/DAM/pau/age/country_rpts/2017/DNK_-_National_Report.pdf

⁵²⁹ Public Health Agency of Canada (2014). Seniors' falls in Canada: Second report. Retrieved August 1, 2022, from: https://www.phac-aspc.gc.ca/seniors-aines/publications/public/injury-blessure/seniors_falls-chutes_aines/assets/pdf/seniors_falls-chutes_aines-eng.pdf

⁵³⁰ Public Health Agency of Canada (2014). Seniors' falls in Canada: Second report. Retrieved August 1, 2022, from: https://www.phac-aspc.gc.ca/seniors-aines/publications/public/injury-blessure/seniors_falls-chutes_aines/assets/pdf/seniors_falls-chutes_aines-eng.pdf

⁵³¹ National Institute on Ageing. (2020). An evidence informed National Seniors Strategy for Canada - Third edition. Retrieved August 1, 2022, from: http://nationalseniorsstrategy.ca/wp-content/uploads/2020/09/NSS_2020_Third_Edition.pdf

⁵³² Turcotte, M. (2015, November 27). Family caregiving: What are the consequences? Statistics Canada. Retrieved August 1, 2022, from: <https://www150.statcan.gc.ca/n1/pub/75-006-x/2013001/article/11858-eng.htm>

⁵³³ National Institute on Ageing. (2020). An evidence informed National Seniors Strategy for Canada - Third edition. Retrieved August 1, 2022, from: http://nationalseniorsstrategy.ca/wp-content/uploads/2020/09/NSS_2020_Third_Edition.pdf

⁵³⁴ Gaugler, J. E., Duval, S., Anderson, K. A., & Kane, R. L. (2007). Predicting nursing home admission in the U.S: A meta-analysis. *BMC Geriatrics*, 7. Retrieved from: <https://doi.org/10.1186/1471-2318-7-13>

⁵³⁵ Canadian Institute for Health Information (2017). *Seniors in transition: Exploring pathways across the care continuum*. Retrieved August 1, 2022, from: <https://www.cihi.ca/sites/default/files/document/seniors-in-transition-report-2017-en.pdf>

⁵³⁶ Garner, R., Tanuseputro, P., Manuel, D. G., & Sanmartin, C. (2022, October 04). Transitions to long-term and residential care among older Canadians. *Statistics Canada*. Retrieved October 4, 2022, from: <https://www150.statcan.gc.ca/n1/en/catalogue/82-003-X201800554966>

⁵³⁷ Garner, R., Tanuseputro, P., Manuel, D. G., & Sanmartin, C. (2018, May 16). *Health reports: Transitions to long-term and residential care among older Canadians*. *Statistics Canada*. Retrieved August 1, 2022, from: <https://www150.statcan.gc.ca/n1/pub/82-003-x/2018005/article/54966-eng.htm>

⁵³⁸ Canadian Institute for Health Information (2017). *Seniors in transition: Exploring pathways across the care continuum*. Retrieved August 1, 2022, from: <https://www.cihi.ca/sites/default/files/document/seniors-in-transition-report-2017-en.pdf>



To learn more about the NIA visit our
website at nia-ryerson.ca
and follow us on Twitter @NIAgeing

NIA NATIONAL
INSTITUTE
ON AGEING*